

böhm
Kabel

**THE
CABLE
CONNECTION**

catalogue



www.boehm-Kabel.de

**A partnership
to your advantage**



Four reasons...

...to choose



We can supply to final consumers if you express the wish.

Fast and reliable supply in neutral presentation.

We have one of the most extensive range of products in stock in Germany.

We provide all products and services ourselves.

We are able to supply our customers with cables and wires developed for the national and international market. Our company was founded in 1989. We have more than 35 years sales experience in cables and wires. Moreover, we are always endeavored to be up-to-date.

THE
CABLE
CONNECTION

The product descriptions in this catalogue are based on our best knowledge. They reflect the current state of technology. All details contain general characteristic descriptions of our products, which do not necessarily serve each purpose.

The user is responsible for checking the fields of application of the cable for the specific purpose due to our product descriptions.

In cases of doubt, please do not hesitate to contact our service or sales department under +49(0)2371-8286-0.

The technical data, dimensions and weights are subject to change without notice.

The images and drawings are only for illustration purposes.


böhm Kabel reserves the right to modify specifications and materials concerning technical developments.

QM-System: in accordance with DIN ISO EN 9000ff

Apprenticeship: wholesaler and retailer, storage management specialists

Cables & wires

Table of contents



Flexible control cables		2
	BKYSLY-JZ	2
	BKYSLY/EB-OZ	5
	BKYSLCY/EB-OZ	7
	BKYSLYSY-JZ	9
	BKYSLYCY-JZ	11
	BK2YSLCY-J	13
	BK2YSLCYK-J	14
	H05VV5-F	15
	H05VVC4V5-K	16
	Multi-approvals control cable	18
Drag chain cables		21
	BKSL-FYY – PVC	21
	BKSL-FYY-CY – PVC	22
	BKSL-FY-11Y – PUR	23
	BKSL-FYY-C11Y – PUR	24
	BKSL-FY-11Y	25
	BKSL-FY-C11Y – twisted pair	26
PUR cables		27
	BKYSLYK	27
	BKYSL11Y-OZ/JZ	28
	BKYSLYC11Y-OZ/JZ	29
	H05BQ-F, H07BQ-F	30

Lift control cables with suspension strand	31
BKLIFT 2TY	31
BKLYSLTK, BKYSLTK, BKYSLYTK unscreened, BKYSLYCYTK screened	32
BKKYSTY, BKKYSTYY, BKKYSTUY, BKKYSTFUY, BKKYSSTUY unscreened	33
BKKYSTCY, BKKYSTCUY, BKKYSTFCUY Cu-screened	33
BKYMHY-KT-OZ/JZ	34
BKSTN	35
BKSTCN Cu-screened	36
BKYSLTÖ	37
BKYSLTÖ with integrated fibre-optics	37
Rubber-insulated cables	38
H05RR-F, H05RN-F	38
A07RN-F	39
H07RN-F	40
NSSHöu-O	42
NSSHöu- J	43
H01N2-D	44
H01N2-E ultraflexible	44
NSGAFöu – 1,8/3kV	45
NSGAFöu – 3,6/6kV	45
Heat-resistant cables	46
BKSiD, BKSiF	46
A05SJ-U, H05SJ-K. BKSiFZü	47
BKSiFZw	48
BKSiH-F	49
H05SS-F	50
BKSiF-Cu-Si	51
BKSiHF-Cu-Si	52
BKSiHF-P	53
BKSiHF-GL-P	54
Flat and round cables for festoon systems	55
(A)05VVH6-F, H05VVH6-F	55
H07VVH6-F	56
BKKYFLY	57
BKKYFLCY – Cu-screened	58
BKKYFLTCY – Cu-screened	59
NGFLGöu	60
BKGFLCGöu-J – Cu-screened	61
(N)GRDGöu	62
(N)GRDGCöu – Cu-screened	63

Drum reeling rubber cables	64
NSHTöu(K)-J	64
(N)SHTöu-J (RTS) or (SMK)	65
NTSWöu - 0,6/1 kV - 1,8/3kV - 3,6/6kV	66
NTSCGEWöu - 1,8/3kV - 3,6/6kV - 6/10kV - 12/20kV - 18/30kV	66
PVC switch wires	67
BKLiY, BKLiYv, BKLiFY	67
Data cables	68
BKLiYY	68
BKLiYY – twisted pair	70
BKLiYCY	71
BKLiYCY – twisted pair	75
BKLiYCY-CY	77
BKLiYCY-OZ/JZ	78
BKLiYCY/EB	80
BKLiYCY/EB – twisted pair	81
BKTKSÖ	82
Industrial electronic cables	82
JE-LiYY...Bd Si	82
JE-Y(St)Y	83
JE-Y(St)Yv	83
JE-Y(St)YY...Bd Si	84
JE-LiY(St)Y	84
JE-LiYCY...Bd Si	85
BKRD-Y(St)Y	86
BKRD-Y(St)Yv	86
BKRD-Y(St)YY	87
BKRE-2Y(St)Y	87
BKRE-2Y(St)Yv	87
BKRE-2Y(St)Yv PIMF	87
Telephone cables	88
J-YY...Bd	88
J-Y(St)Y...Bd	89
J-2Y(St)Y...St III Bd	90
J-Y(St)Y...Lg – fire alarm cable	91
A-2Y(L)2Y	92
A-2YF(L)2Y	93
Bus cables	94

Coaxial cables	95
Video cable	95
RG coaxial cable, - halogen-free	95
RG multi coaxial cable	95
IBM Type, CATV cable	95
PVC single cores	96
H05V-U, H07V-U	96
H07V-R	96
H05V-K, H07V-K	97
Installation cables	98
NYM-O, NYM-J	98
NYM(St)-J	99
NYIF-O, NYIF-J	100
YR	100
PVC cables for industrial application	101
H03VH-H	101
H03VV-F	101
H03VVH2-F	102
A05VV-F, H05VV-F	102
Power cables 6/10 kV, 12/20 kV, 18/30 kV	103
NY Y-O	103
NY Y-J	104
(N)Y Y-JZ-RF	106
NYCY	107
NYCWY	108
NAYY-O/J	109
NAYCWY	110
N2XS Y, N2XS2Y, N2XS(F)2Y, N2XSEY - 6/10 kV, 12/20 kV, 18/30 kV	111
NA2XS Y, NA2XS2Y, NA2XS(F)2Y - 6/10 kV, 12/20 kV, 18/30 kV	111
NYFGY - 6/10 kV, 12/20 kV, 18/30 kV	112

Halogen-free cables and wires 113

H05Z-U, H05Z-K, H07Z-U/R, H07Z-K	113
NSHXAFöu - 1,8/3 kV, NSHXAFöu - 3,6/6 kV	114
NHMH-O/J	115
NHXMH-O/J	116
NHXMH-(St)J screened	117
BKMHM-OZ/JZ	118
BKMHM-C-JZ	120
BKLiHH	121
BKLiHCH , LiHCH twisted pair	122
JE-LiHCH... Bd Si	123
JE-H(St)H... Bd Si	123
J-H(St)H... Bd	124
J-2Y(St)H... St III Bd	124
J-H(St)H... Bd fire alarm cable	125
JE-H(St)H... Bd Si – FE 180 E30 and E90, E30/E90	126
JE-H(St)H... Bd Si – FE 180 E30 and E90, E30/E90 fire alarm cable	127
JE-H(St)HQH... Bd Si – FE 180 E30 and E90, E30/E90 fire alarm cable steel wire braided	128
N2XH-O/J	129
N2XCH	131
NHXH – FE 180 E30, NHXH – FE 180 E90	132
NHXCH – FE 180 E30, NHXH – FE 180 E90	135

Data cables LAN up to 1.200 MHz 137

BKLAN FTP 4x2x24 AWG and 2x(4x2x24 AWG)	200 MHz, Cat. 5e	138
BKLAN SFTP nx4x2x24 AWG and 2x(4x2x24 AWG)	200 MHz, Cat. 5e	140
BKLAN SSTP 4x2x23 AWG and 2x(4x2x23 AWG)	300 MHz, Cat. 6	142
BKLAN SSTP 4x2x23 AWG and 2x(4x2x23 AWG)	600 MHz, Cat. 7	144
BKLAN SSTP 4x2x22 AWG and 2x(4x2x22 AWG)	1200 MHz, Cat. 8	146

Optical fibres 148

BKFibre I-VH	148
BKFibre I-VHH	149
BKFibre A-DQ(ZN)B2Y	150
BKFibre A-DQ(ZN)BH	151

General terms and conditions of business 152

Flexible control cables

BKYSLY-JZ - number coded flexible

Technical data

adapted to DIN VDE 0281

Temperature range

flexing -5° C to +80° C

fixed installation -40° C to +80° C

Nominal voltage $U_0/U = 300/500$ V

Test voltage 4000 V

Insulation resistance min. 20 MOhm x km

Minimum bending radius

for permanent approx. 7,5 x cable diam.

Application

For flexible use for medium mechanical stress with free movements without tensile stress or forced movements in dry, moist and wet rooms. Not suitable for open air, wherever internationally recognized PVC cables are required. Usable as control cable on industrial machineries, conveyor systems or in industrial plants. The green-yellow earth core is laid in the outer layer.



Part N°	N° of cores x cross-sec. mm²	Outer diameter ca. mm	Copper weight kg/km	Weight ca. kg/km	Part N°	N° of cores x cross-sec. mm²	Outer diameter ca. mm	Copper weight kg/km	Weight ca. kg/km
00101193	2X0,5 OZ	5,0	9,60	36,00	00101022	2X0,75 OZ	5,5	14,40	46,00
00101002	3X0,5	5,3	14,40	42,00	00101023	3X0,75	5,8	21,60	54,00
00101003	4X0,5	5,8	19,20	51,00	00101024	4X0,75	6,6	29,00	66,00
00101004	5X0,5	6,6	24,00	66,00	00101025	5X0,75	7,5	36,00	80,00
00101005	7X0,5	7,4	34,00	78,00	00101027	7X0,75	8,1	50,00	110,00
00101006	8X0,5	8,3	38,00	96,00	00101028	8X0,75	9,0	58,00	130,00
00101007	9X0,5	8,7	43,20	110,00	00101029	9X0,75	10,7	65,00	152,00
00101008	10X0,5	9,0	48,00	116,00	00101030	10X0,75	9,8	72,00	162,00
00101009	12X0,5	9,9	58,00	134,00	00101031	12X0,75	11,2	86,00	176,00
00101010	14X0,5	10,6	67,00	149,00	00101033	14X0,75	11,1	101,00	214,00
00101011	18X0,5	11,8	86,00	195,00	00101034	15X0,75	11,5	108,00	218,00
00101012	21X0,5	13,5	96,00	239,00	00101036	17X0,75	11,8	123,00	240,00
00101013	25X0,5	14,6	120,00	270,00	00101037	18X0,75	12,0	130,00	257,00
00101014	30X0,5	15,1	144,00	309,00	00101038	19X0,75	12,3	137,00	270,00
00101015	34X0,5	16,8	163,00	360,00	00101039	20X0,75	12,8	144,00	286,00
00101016	40X0,5	17,4	192,00	430,00	00101040	21X0,75	14,3	151,00	320,00
00101017	50X0,5	19,5	240,00	510,00	00101041	25X0,75	16,7	180,00	365,00
00101018	60X0,5	20,3	288,00	610,00	00101043	34X0,75	18,5	245,00	512,00
00101019	61X0,5	21,2	293,00	620,00	00101044	41X0,75	19,2	296,00	604,00
00101020	80X0,5	23,3	384,00	765,00	00101045	42X0,75	19,2	302,00	612,00
00101021	100X0,5	27,0	480,00	970,00	00101046	50X0,75	20,5	360,00	740,00
					00101047	60X0,75	21,0	432,00	830,00
					00101048	61X0,75	21,5	439,00	846,00
					00101049	65X0,75	22,1	468,00	890,00
					00101050	80X0,75	24,9	576,00	1.075,00
					00101051	100X0,75	28,0	720,00	1.330,00

Further dimensions available on request
Other colour codes on request

Flexible control cables

BKYSLY-JZ - number coded flexible

Part N°	N° of cores x cross-sec. mm ²	Outer diameter ca. mm	Copper weight kg/km	Weight ca. kg/km	Part N°	N° of cores x cross-sec. mm ²	Outer diameter ca. mm	Copper weight kg/km	Weight ca. kg/km
00101052	2X1 OZ	5,8	19,20	53,00	00101078	2X1,5 OZ	6,6	29,00	70,00
00101053	3X1	6,3	29,00	67,00	00101079	3X1,5	7,0	43,00	86,00
00101054	4X1	6,9	38,40	81,00	00101080	4X1,5	7,9	58,00	109,00
00101055	5X1	7,8	48,00	103,00	00101081	5X1,5	8,8	72,00	138,00
00101056	6X1	8,6	58,00	120,00	00101083	7X1,5	9,8	101,00	130,00
00101057	7X1	8,7	67,00	133,00	00101084	8X1,5	11,6	115,00	178,00
00101058	8X1	10,4	77,00	170,00	00101085	9X1,5	13,0	129,00	216,00
00101059	9X1	11,2	86,00	199,00	00101086	10X1,5	12,7	144,00	255,00
00101060	10X1	11,4	96,00	215,00	00101087	12X1,5	13,6	173,00	257,00
00101061	12X1	11,7	115,00	225,00	00101088	14X1,5	13,8	202,00	305,00
00101062	14X1	12,6	134,00	270,00	00101089	18X1,5	16,4	259,00	345,00
00101064	18X1	14,3	173,00	344,00	00101090	20X1,5	16,5	288,00	430,00
00101065	20X1	15,0	192,00	370,00	00101091	21X1,5	17,2	302,00	529,00
00101066	21X1	15,8	205,00	384,00	00101092	25X1,5	19,4	360,00	620,00
00101067	25X1	17,5	240,00	500,00	00101093	32X1,5	20,8	461,00	780,00
00101068	34X1	19,5	326,00	634,00	00101094	34X1,5	21,6	490,00	820,00
00101069	41X1	21,4	394,00	770,00	00101095	41X1,5	23,6	591,00	970,00
00101070	42X1	21,4	403,00	776,00	00101096	42X1,5	23,8	605,00	1.002,00
00101071	50X1	23,2	480,00	910,00	00101097	50X1,5	25,8	720,00	1.201,00
00101073	60X1	24,6	376,00	1.032,00	00101098	60X1,5	28,0	864,00	1.420,00
00101074	61X1	24,6	586,00	1.052,00	00101099	61X1,5	28,0	878,00	1.433,00
00101075	65X1	25,5	628,00	1.172,00	00101100	65X1,5	29,4	936,00	1.575,00
					00101101	80X1,5	32,6	1.152,00	1.870,00
					00101102	100X1,5	37,5	1.440,00	2.350,00

Further dimensions available on request
Other colour codes on request

Flexible control cables

BKYSLY-JZ - number coded flexible

Part N°	N° of cores x cross-sec. mm²	Outer diameter ca. mm	Copper weight kg/km	Weight ca. kg/km	Part N°	N° of cores x cross-sec. mm²	Outer diameter ca. mm	Copper weight kg/km	Weight ca. kg/km
00101103	2X2,5 OZ	8,3	48,00	112,00	00101124	4X10	17,6	384,00	647,00
00101104	3X2,5	8,8	72,00	132,00	00101125	5X10	19,3	480,00	790,00
00101105	4X2,5	9,8	96,00	172,00	00101126	7X10	22,6	672,00	1.091,00
00101106	5X2,5	11,0	120,00	216,00	00101127	4X16	21,6	614,00	991,00
00101107	7X2,5	13,4	168,00	272,00	00101128	5X16	24,2	768,00	1.237,00
00101108	12X2,5	16,9	288,00	504,00	00101129	7X16	27,3	1.075,00	1.779,00
00101109	14X2,5	17,0	336,00	569,00	00101130	4X25	28,7	960,00	1.580,00
00101110	18X2,5	19,6	432,00	704,00	00101133	4X35	31,3	1.344,00	2.106,00
00101111	25X2,5	24,0	600,00	1.014,00	00101134	5X35	36,8	1.680,00	2.600,00
00101112	34X2,5	27,8	816,00	1.470,00	00101135	4X50	35,8	1.920,00	2.930,00
00101113	2X4 OZ	10,7	123,00	214,00	00101136	4X70	43,0	2.688,00	4.085,00
00101114	3X4	11,0	115,20	214,00	00101137	4X95	51,2	3.648,00	5.530,00
00101115	4X4	12,6	154,00	292,00	00101138	4X120	60,2	4.608,00	7.000,00
00101116	5X4	13,8	192,00	352,00					
00101117	7X4	15,0	269,00	445,00					
00101118	12X4	19,6	461,00	790,00					
00101119	3X6	13,8	173,00	355,00					
00101120	4X6	14,0	230,00	389,00					
00101121	5X6	15,3	288,00	473,00					
00101122	7X6	17,3	403,00	625,00					

Further dimensions available on request
Other colour codes on request

Flexible control cables

BKSLY/EB-OZ - number coded flexible intrinsic safety blue outer jacket

Technical data

Temperature range

flexing -5° C to +80° C

fixed installation -40° C to +80° C

Nominal voltage $U_0/U = 300/500$ V

Test voltage 3000 V

Insulation resistance

min. 20 MOhm x km

Minimum bending radius

7,5 x cable diam.

Application

For hazardous areas with special marking (blue). Used as flexible control and measuring cables to meet the requirements for the installation of electrical apparatus. These installations are not earthed and require a separate power circuit. Not suitable for laying below ground. Extensively oil-resistant.



Part N°	N° of cores x cross-sec. mm²	Outer diameter ca. mm	Copper weight kg/km	Weight ca. kg/km	Part N°	N° of cores x cross-sec. mm²	Outer diameter ca. mm	Copper weight kg/km	Weight ca. kg/km
00104003	2X0,75	5,5	14,40	46,00	00104022	2X1,5	6,6	29,00	70,00
00104033	3X0,75	5,8	21,60	54,00	00104023	3X1,5	7,0	43,00	86,00
00104035	4X0,75	6,6	29,00	66,00	00104024	4X1,5	7,9	58,00	109,00
00104006	5X0,75	7,5	36,00	80,00	00104025	5X1,5	8,8	72,00	130,00
00104007	7X0,75	8,1	50,00	110,00	00104026	7X1,5	9,8	101,00	178,00
00104008	12X0,75	11,2	86,00	176,00	00104027	12X1,5	13,6	173,00	305,00
00104009	18X0,75	12,0	130,00	257,00	00104028	18X1,5	16,4	259,00	430,00
00104010	25X0,75	16,7	180,00	365,00	00104029	25X1,5	19,4	360,00	620,00
00104011	2X1	5,8	19,20	53,00	00104031	34X1,5	21,6	490,00	820,00
00104032	3X1	6,3	29,00	67,00					
00104013	4X1	6,9	38,40	81,00					
00104014	5X1	7,8	48,00	103,00					
00104016	7X1	8,7	67,00	133,00					
00104017	12X1	11,7	115,00	225,00					
00104018	18X1	14,3	173,00	344,00					
00104020	25X1	17,5	240,00	500,00					

Further dimensions available on request
All cross-sections also available in -JZ-

Flexible control cables

BKYSLY/EB-OZ - number coded flexible intrinsic safety blue outer jacket

Part N°	N° of cores x cross-sec. mm ²	Outer diameter ca. mm	Copper weight kg/km	Weight ca. kg/km	Part N°	N° of cores x cross-sec. mm ²	Outer diameter ca. mm	Copper weight kg/km	Weight ca. kg/km
00104003	2X0,75	5,5	14,40	46,00	00104022	2X1,5	6,6	29,00	70,00
00104004	3X0,75	5,8	21,60	54,00	00104023	3X1,5	7,0	43,00	86,00
00104005	4X0,75	6,6	29,00	66,00	00104024	4X1,5	7,9	58,00	109,00
00104006	5X0,75	7,5	36,00	80,00	00104025	5X1,5	8,8	72,00	130,00
00104050	6X0,75	8,0	44,00	105,00	00104026	7X1,5	9,8	101,00	178,00
00104007	7X0,75	8,1	50,00	110,00	00104027	12X1,5	13,6	173,00	305,00
00104008	12X0,75	11,2	86,00	176,00	00104028	18X1,5	16,4	259,00	430,00
00104009	18X0,75	12,0	130,00	257,00	00104029	25X1,5	19,4	360,00	620,00
00104010	25X0,75	16,7	180,00	365,00	00104030	32X1,5	15,9	461,00	780,00
00104054	34X0,75	16,4	245,00	510,00					
00104056	41X0,75	17,6	298,00	607,00					
00104011	2X1	5,8	19,20	53,00					
00104032	3X1	6,2	29,00	67,00					
00104013	4X1	6,9	38,40	81,00					
00104014	5X1	7,8	48,00	103,00					
00104015	6X1	8,6	57,60	120,00					
00104016	7X1	8,7	67,00	133,00					
00104017	12X1	11,7	115,00	225,00					
00104018	18X1	14,3	173,00	334,00					
00104019	24X1	17,4	230,40	495,00					
00104020	25X1	17,5	240,00	500,00					
00104055	41X1	21,4	394,00	770,00					
00104021	56X1	24,0	537,60	920,00					
00104058	100X1	31,0	960,00	1.645,00					

Further dimensions available on request
All cross-sections also available in -JZ-

Flexible control cables

BKYSLCY/EB-OZ - number coded flexible intrinsic safety blue outer jacket screened

Technical data

Temperature range

flexing -5° C to +80° C

fixed installation -40° C to +80° C

Nominal voltage $U_0/U = 300/500$ V

Test voltage 3000 V

Insulation resistance

min. 20 MOhm x km

Minimum bending radius

10 x cable diam.

Application

For hazardous areas with special marking (blue). Used as flexible control and measuring cables to meet the requirements for the installation of electrical apparatus. These installations are not earthed and require a separate power circuit. Not suitable for laying below ground. Extensively oil-resistant.



Part N°	N° of cores x cross-sec. mm ²	Outer diameter ca. mm	Copper weight kg/km	Weight ca. kg/km	Part N°	N° of cores x cross-sec. mm ²	Outer diameter ca. mm	Copper weight kg/km	Weight ca. kg/km
00106003	2X0,5	7,5	40,00	74,00	00106026	2X1	8,5	55,00	110,00
00106002	3X0,5	8,0	45,00	96,00	00106027	3X1	9,0	65,30	122,00
00106004	4X0,5	8,2	55,00	104,00	00106138	4X1	9,5	83,10	148,00
00106005	5X0,5	9,6	66,00	118,00	00106029	5X1	10,2	89,40	170,00
00106006	7X0,5	9,9	81,00	140,00	00106030	7X1	10,8	126,00	209,00
00106007	12X0,5	12,5	138,50	190,00	00106031	12X1	14,2	188,10	350,00
00106147	14X0,5	11,9	122,00	223,00	00106032	18X1	16,5	286,00	505,00
00106008	18X0,5	14,5	156,40	280,00	00106033	25X1	19,6	388,50	660,00
00106009	25X0,5	16,7	250,20	410,00	00106034	34X1	22,4	505,00	840,00
00106010	30X0,5	17,5	297,00	480,00	00106035	41X1	24,5	578,00	1.000,00
00106011	40X0,5	20,0	341,50	600,00	00106036	50X1	25,6	688,00	1.150,00
00106122	50X0,5	20,9	407,00	740,00	00106037	61X1	29,0	782,00	1.350,00
00106012	52X0,5	22,0	377,00	730,00	00106124	2X1,5	9,3	66,00	140,00
00106013	61X0,5	25,0	479,00	840,00	00106126	3X1,5	9,6	83,00	160,00
00106014	2X0,75	7,6	49,00	92,00	00106094	4X1,5	9,9	100,00	178,00
00106084	2X0,75	7,6	49,00	92,00	00106127	5X1,5	10,6	129,00	210,00
00106015	3X0,75	8,0	58,00	102,00	00106042	7X1,5	13,3	195,00	290,00
00106134	3X0,75	8,0	58,00	102,00	00106043	12X1,5	16,0	278,50	450,00
00106016	4X0,75	8,6	75,00	115,00	00106044	18X1,5	19,5	390,00	620,00
00106135	4X0,75	8,6	75,00	115,00	00106045	25X1,5	22,6	535,00	790,00
00106017	5X0,75	9,0	83,00	150,00	00106046	34X1,5	25,9	702,00	1.130,00
00106018	7X0,75	10,6	102,00	178,00	00106145	35X1,5	22,7	645,00	1.100,00
00106019	12X0,75	12,9	176,00	280,00	00106140	40X1,5	24,4	730,00	1.350,00
00106020	18X0,75	14,8	241,50	370,00	00106047	41X1,5	28,3	845,00	1.280,00
00106021	25X0,75	17,6	322,00	499,00	00106141	42x1,5	25,5	865,00	1.350,00
00106022	34X0,75	20,9	473,00	670,00	00106048	50X1,5	29,9	1.005,00	1.600,00
00106023	41X0,75	22,9	583,00	790,00	00106049	61X1,5	33,1	1.212,00	1.780,00
00106024	50X0,75	24,5	695,00	950,00					

Further dimensions available on request
All cross-sections also available in -JZ-

Flexible control cables
BKYSLCY/EB-OZ - number coded flexible
intrinsic safety blue outer jacket screened

Part N°	N° of cores x cross-sec. mm²	Outer diameter ca. mm	Copper weight kg/km	Weight ca. kg/km	Part N°	N° of cores x cross-sec. mm²	Outer diameter ca. mm	Copper weight kg/km	Weight ca. kg/km
00106113	2X2,5	10,3	112,00	180,00	00106123	4X10	22,0	540,00	940,00
00106051	3X2,5	11,5	146,00	209,00	00106093	5X10	25,4	714,00	1.105,00
00106052	4X2,5	12,3	168,00	250,00	00106066	7X10	26,0	850,00	1.181,00
00106053	5X2,5	14,2	198,00	320,00	00106067	4X16	25,5	1.240,00	1.230,00
00106054	7X2,5	14,9	288,00	416,00	00106097	5X16	28,6	1.053,00	1.480,00
00106055	12X2,5	19,4	477,30	690,00	00106148	7X16	28,0	1.075,00	2.166,00
00106056	18X2,5	23,5	598,00	958,00	00106069	4X25	35,6	1.310,00	1.790,00
00106057	25X2,5	27,5	848,00	1.027,00	00106070	5X25	36,3	1.396,00	1.874,00
00106131	3X4	12,3	178,00	340,00	00106109	5X25	36,3	1.396,00	1.874,00
00106099	4X4	15,7	294,00	410,00	00106071	4X35	37,2	1.610,00	2.260,00
00106059	5X4	16,9	328,00	480,00	00106072	5X35	37,8	1.901,00	2.950,00
00106086	5X4	16,9	328,00	480,00	00106088	4X50	40,6	2.220,00	3.290,00
00106060	7X4	18,8	355,00	620,00	00106074	4X70	51,0	3.175,00	4.500,00
00106061	4X6	18,0	361,00	559,00	00106090	4X95	57,0	4.060,00	5.920,00
00106087	5X6	20,3	441,00	680,00	00106076	4X120	68,0	5.150,00	7.230,00
00106077	7X6	22,2	505,00	907,00					

Further dimensions available on request
 All cross-sections also available in -JZ-

Flexible control cables

BKSLYSY-JZ - number coded flexible steel wire braid

Technical data

adapted to DIN VDE 0245, 0281, 0293, 0295

Temperature range

flexing -5° C to +80° C

fixed installation -40° C to +80° C

Nominal voltage $U_0/U = 300/500$ V

Test voltage 4000 V

Insulation resistance

min. 20 MOhm x km

Minimum bending radius

approx. 6 x cable diam. (fixed installation)

Application

For use as measuring and control cables in tool machineries, plant installations, power stations and in data equipment. The braided screen offers best possible protection against mechanical damage. The galvanized coating on the steel wire braid helps to protect against corrosion, and also notably improves the soldering performance. The transparent outer sheath gives the cable an optical revaluation.



Part N°	N° of cores x cross-sec. mm²	Outer diameter ca. mm	Copper weight kg/km	Weight ca. kg/km	Part N°	N° of cores x cross-sec. mm²	Outer diameter ca. mm	Copper weight kg/km	Weight ca. kg/km
00105002	2X0,5 OZ	8,0	9,60	80,00	00105014	2X0,75 OZ	8,5	14,40	97,00
00105003	3X0,5	8,5	14,40	90,00	00105015	3X0,75	9,0	21,60	102,00
00105004	4X0,5	9,0	19,20	101,00	00105016	4X0,75	9,5	29,00	120,00
00105005	5X0,5	10,5	24,00	118,00	00105017	5X0,75	10,6	36,00	140,00
00105006	7X0,5	11,0	33,60	155,00	00105018	7X0,75	11,5	50,00	180,00
00105007	12X0,5	13,0	58,00	217,00	00105019	12X0,75	14,0	86,00	290,00
00105008	18X0,5	15,0	86,00	340,00	00105020	18X0,75	16,0	130,00	380,00
00105009	25X0,5	17,5	120,00	405,00	00105021	25X0,75	17,8	180,00	500,00
00105010	34X0,5	18,4	163,00	480,00	00105022	34X0,75	20,5	245,00	660,00
00105011	40X0,5	20,5	192,00	560,00	00105023	40X0,75	22,5	288,00	730,00
00105012	52X0,5	23,0	250,00	690,00	00105024	50X0,75	24,6	360,00	920,00
00105013	61X0,5	24,6	293,00	840,00	00105025	61X0,75	25,9	439,00	1.080,00
00105026	2X1 OZ	9,0	19,20	110,00	00105039	2X1,5 OZ	10,0	29,00	125,00
00105027	3X1	9,5	29,00	130,00	00105040	3X1,5	10,5	43,00	146,00
00105028	4X1	10,0	38,40	140,00	00105041	4X1,5	11,5	58,00	190,00
00105029	5X1	11,0	48,00	160,00	00105042	5X1,5	12,5	72,00	209,00
00105030	7X1	11,9	67,00	200,00	00105043	7X1,5	13,6	101,00	280,00
00105031	9X1	14,4	86,00	290,00	00105044	12X1,5	16,9	173,00	440,00
00105032	12X1	15,0	115,00	330,00	00105084	18X1,5	20,0	259,00	590,00
00105033	18X1	17,1	173,00	490,00	00105046	25X1,5	23,2	360,00	780,00
00105034	25X1	20,0	240,00	620,00	00105047	34X1,5	26,0	490,00	1.120,00
00105035	34X1	22,5	326,00	820,00	00105048	41X1,5	28,4	591,00	1.360,00
00105036	40X1	23,8	384,00	940,00	00105049	50X1,5	30,5	720,00	1.582,00
00105037	50X1	25,6	480,00	1.110,00	00105050	61X1,5	31,8	878,00	1.800,00
00105038	61X1	27,2	586,00	1.300,00					

Further dimensions available on request
Other colour codes on request
(minimum quantity)

Flexible control cables

BKYSLYSY-JZ - number coded flexible steel wire braid

Part N°	N° of cores x cross-sec. mm²	Outer diameter ca. mm	Copper weight kg/km	Weight ca. kg/km	Part N°	N° of cores x cross-sec. mm²	Outer diameter ca. mm	Copper weight kg/km	Weight ca. kg/km
00105051	2X2,5 OZ	10,8	48,00	185,00	00105070	4X10	22,0	384,00	940,00
00105052	3X2,5	13,0	72,00	245,00	00105071	5X10	24,1	480,00	1.060,00
00105053	4X2,5	14,5	96,00	290,00	00105072	7X10	25,9	672,00	1.550,00
00105054	5X2,5	15,5	120,00	340,00	00105073	4X16	25,5	614,00	1.350,00
00105055	7X2,5	16,8	168,00	415,00	00105074	5X16	27,5	768,00	1.730,00
00105056	12X2,5	21,9	288,00	650,00	00105075	7X16	31,0	1.075,00	2.160,00
00105057	18X2,5	25,4	432,00	890,00	00105076	4X25	29,4	960,00	2.000,00
00105058	25X2,5	29,9	600,00	1.450,00	00105077	5X25	32,1	1.200,00	2.400,00
00105059	34X2,5	33,6	816,00	1.800,00	00105078	4X35	34,8	1.344,00	2.500,00
00105060	50X2,5	39,4	1.200,00	2.200,00	00105079	5X35	37,4	1.680,00	3.000,00
00105061	61X2,5	41,5	1.464,00	2.990,00	00105080	4X50	40,3	1.920,00	3.500,00
00105063	3X4	14,4	115,00	340,00	00105081	4X70	44,6	2.688,00	4.500,00
00105064	4X4	16,5	154,00	425,00	00105082	4X95	51,7	3.648,00	6.200,00
00105065	5X4	17,6	192,00	496,00					
00105066	7X4	20,1	269,00	635,00					
00105067	4X6	18,2	230,00	570,00					
00105083	5X6	20,2	288,00	670,00					
00105069	7X6	21,9	403,00	840,00					

Further dimensions available on request
Other colour codes on request
(minimum quantity)

Flexible control cables

BKSLYCY-JZ - EMC-type flexible Cu-screened transparent

Technical data

Temperature range

flexing -5° C to +80° C

fixed installation -40° C to +80° C

Nominal voltage $U_0/U = 300/500$ V

Test voltage 4000 V

Insulation resistance

> 20 MΩm x km

Application

For use as measuring, control and connection cable for machine tools, conveyor belts, tool machineries, plant installations, control and computer units in dry, damp or wet rooms at normal stress. The braided copper screen serves as electromagnetic screen between the internal electric circuits and the surroundings. The transparent outer sheath gives the cable an optical revaluation.



Part N°	N° of cores x cross-sec. mm ²	Outer diameter ca. mm	Copper weight kg/km	Weight ca. kg/km	Part N°	N° of cores x cross-sec. mm ²	Outer diameter ca. mm	Copper weight kg/km	Weight ca. kg/km
00106003	2X0,5 OZ	7,5	40,00	74,00	00106026	2X1 OZ	8,5	55,00	110,00
00106002	3X0,5	8,0	45,00	96,00	00106027	3X1	9,0	65,30	122,00
00106004	4X0,5	8,2	55,00	104,00	00106138	4X1	9,5	83,10	148,00
00106005	5X0,5	9,6	66,00	118,00	00106029	5X1	10,2	89,40	170,00
00106006	7X0,5	9,9	81,00	140,00	00106030	7X1	10,8	126,00	209,00
00106007	12X0,5	12,5	138,50	190,00	00106031	12X1	14,2	188,10	350,00
00106147	14X0,5	11,9	122,00	223,00	00106032	18X1	16,5	286,00	505,00
00106008	18X0,5	14,5	156,40	280,00	00106033	25X1	19,6	388,50	660,00
00106009	25X0,5	16,7	250,20	410,00	00106034	34X1	22,4	505,00	840,00
00106010	30X0,5	17,5	297,00	480,00	00106035	41X1	24,5	578,00	1.000,00
00106011	40X0,5	20,0	341,50	600,00	00106036	50X1	25,6	688,00	1.150,00
00106122	50X0,5	20,9	407,00	740,00	00106037	61X1	29,0	782,00	1.350,00
00106012	52X0,5	22,0	377,00	730,00	00106124	2X1,5 OZ	9,3	66,00	140,00
00106013	61X0,5	25,0	479,00	840,00	00106126	3X1,5	9,6	83,00	160,00
00106014	2X0,75 OZ	7,6	49,00	92,00	00106094	4X1,5	9,9	100,00	178,00
00106015	3X0,75	8,0	58,00	102,00	00106127	5X1,5	10,6	129,00	210,00
00106016	4X0,75	8,6	75,00	115,00	00106042	7X1,5	13,3	195,00	290,00
00106017	5X0,75	9,0	83,00	150,00	00106043	12X1,5	16,0	278,50	450,00
00106018	7X0,75	10,6	102,00	178,00	00106044	18X1,5	19,5	390,00	620,00
00106019	12X0,75	12,9	176,00	280,00	00106045	25X1,5	22,6	535,00	790,00
00106020	18X0,75	14,8	241,50	370,00	00106046	34X1,5	25,9	702,00	1.130,00
00106021	25X0,75	17,6	322,00	499,00	00106145	35X1,5	22,7	645,00	1.100,00
00106022	34X0,75	20,9	473,00	670,00	00106140	40X1,5	24,4	730,00	1.350,00
00106023	41X0,75	22,9	583,00	790,00	00106047	41X1,5	28,3	845,00	1.280,00
00106024	50X0,75	24,5	695,00	950,00	00106141	42x1,5	25,5	865,00	1.350,00
00106025	61X0,75	26,2	798,00	1.100,00	00106048	50X1,5	29,9	1.005,00	1.600,00
00106146	64X0,75	28,0	603,00	1.150,00	00106049	61X1,5	33,1	1.212,00	1.780,00

Further dimensions available on request
Other colour codes on request
(minimum quantity)

Flexible control cables

BKYSLYCY-JZ - EMC-type flexible

Cu-screened transparent

Part N°	N° of cores x cross-sec. mm²	Outer diameter ca. mm	Copper weight kg/km	Weight ca. kg/km	Part N°	N° of cores x cross-sec. mm²	Outer diameter ca. mm	Copper weight kg/km	Weight ca. kg/km
00106113	2X2,5 OZ	10,3	112,00	180,00	00106123	4X10	22,0	540,00	940,00
00106051	3X2,5	11,5	146,00	209,00	00106093	5X10	25,4	714,00	1.105,00
00106052	4X2,5	12,3	168,00	250,00	00106066	7X10	26,0	850,00	1.181,00
00106053	5X2,5	14,2	198,00	320,00	00106067	4X16	25,5	1.240,00	1.230,00
00106054	7X2,5	14,9	288,00	416,00	00106097	5X16	28,6	1.053,00	1.480,00
00106055	12X2,5	19,4	477,30	690,00	00106148	7X16	28,0	1.075,00	2.166,00
00106056	18X2,5	23,5	598,00	958,00	00106069	4X25	35,6	1.310,00	1.790,00
00106057	25X2,5	27,5	848,00	1.027,00	00106070	5X25	36,3	1.396,00	1.874,00
00106131	3X4	12,3	178,00	340,00	00106109	5X25	36,3	1.396,00	1.874,00
00106099	4X4	15,7	294,00	410,00	00106071	4X35	37,2	1.610,00	2.260,00
00106059	5X4	16,9	328,00	480,00	00106072	5X35	37,8	1.901,00	2.950,00
00106060	7X4	18,8	355,00	620,00	00106088	4X50	40,6	2.220,00	3.290,00
00106061	4X6	18,0	361,00	559,00	00106074	4X70	51,0	3.175,00	4.500,00
00106087	5X6	20,3	441,00	680,00	00106090	4X95	57,0	4.060,00	5.920,00
00106077	7X6	22,2	505,00	907,00	00106076	4X120	68,0	5.150,00	7.230,00

Further dimensions available on request

Other colour codes on request

(minimum quantity)-

Flexible control cables

BK2YSLCY-J - 0,6 / 1 kV - EMC-type

motor power supply cable double screened transparent

Technical data

adapted to DIN VDE 0250

Temperature range

flexing +5° C bis +70° C

fixed installation -40° C bis +70° C

Nominal voltage $U_0/U = 600/1000$ V

Test voltage 2500 V

Insulation resistance

min. 200 MOhm x km

Application

Frequency converters assure electromagnetic compatibility in plants and buildings, facility units and operating equipment where the fields of electromagnetic interference might cause adverse effects on the surroundings. Supply and connecting cable for medium mechanical stress in fixed installations and forced movements in dry, moist and wet surroundings, not usable for outdoor applications. Particularly suitable for use with industrial pumps, ventilators, conveyor belts and air-conditioning installations. An interference-free operation of frequency converters is obtained due to the optimal screening.



Part N°	N° of cores x cross-sec. mm ²	Outer diameter ca. mm	Copper weight kg/km	Weight ca. kg/km
00109001	4X1,5	10,4	95,00	230,00
00109002	4X2,5	12,1	150,00	300,00
00109003	4X4	14,5	235,00	485,00
00109004	4X6	16,4	320,00	630,00
00109005	4X10	19,3	533,00	860,00
00109006	4X16	21,9	789,00	1.290,00
00109007	4X25	26,6	1.236,00	1.860,00
00109008	4X35	29,9	1.662,00	2.610,00
00109009	4X50	35,0	2.345,00	2.950,00
00109010	4X70	39,4	3.196,00	3.950,00
00109011	4X95	46,0	4.316,00	5.300,00
00109012	4X120	51,9	5.435,00	6.600,00
00109013	4X150	57,5	6.394,00	7.040,00
00109014	4X185	61,1	7.639,00	8.380,00
00109016	4X240	69,0	10.013,00	12.150,00

Further dimensions available on request

Flexible control cables

BK2YSLCYK-J - 0,6/1kV - EMC-type

motor power supply cable double screened transparent

Technical data

adapted to DIN VDE 0250

Temperature range

flexing -5° C bis +70° C

fixed installation -40° C bis +70° C

Nominal voltage $U_0/U = 600/1000$ V

Test voltage 2500 V

Insulation resistance

min. 200 MOhm x km

Application

Frequency converters assure electromagnetic compatibility in plants and buildings, facility units and operating equipment where the fields of electromagnetic interference might cause adverse effects on the surroundings. Supply and connecting cable for medium mechanical stress in fixed installations and forced movements in dry, moist and wet surroundings and in the open. Particularly suitable for use with industrial pumps, ventilators, conveyor belts and air-conditioning installations. An interference-free operation of frequency converters is obtained due to the optimal screening.



Part N°	N° of cores x cross-sec. mm ²	Outer diameter ca. mm	Copper weight kg/km	Weight ca. kg/km
00111002	4X2,5	12,1	150,00	300,00
00111003	4X4	14,5	235,00	485,00
00111004	4X6	16,4	320,00	630,00
00111005	4X10	19,3	533,00	533,00
00111006	4X16	21,9	798,00	1.290,00
00111007	4X25	26,6	1.236,00	1.860,00
00111008	4X35	29,9	1.663,00	2.610,00
00111009	4X50	35,0	2.397,00	2.950,00
00111010	4X70	39,4	3.196,00	3.950,00
00111011	4X95	46,0	4.316,00	5.300,00
00111012	4X120	51,9	5.435,00	6.600,00
00111013	4X150	57,5	6.394,00	7.040,00
00111014	4X185	61,1	7.639,00	8.380,00
00111002	4X2,5	12,1	150,00	300,00
00111015	3X70+3X10	38,5	2.980,00	3.173,00

Further dimensions available on request

Flexible control cables

H05VV5-F - flexible number coded DIN VDE - HAR approved

Technical data

acc. to DIN VDE 0281 part 13, HD 21.13S1 and IEC 60227/75

Temperature range

flexing -5° C to +70° C

fixed installation -40° C to +70° C

Nominal voltage $U_0/U = 300/500$ V

Test voltage 2000 V, 5 min.

Insulation resistance

min. 20 MΩ x km

Minimum bending radius

flexing, approx. 7,5 x cable diam.

Application

For flexible use for medium mechanical stress with free movements without tensile stress or forced movements in dry, moist and wet rooms, but not suitable in the open. Developed as control and connecting cables for machines, tool machineries, conveyor belts and production lines. Complete oil-resistant. Resistant to chemical influences. For installation in moist and wet rooms, specially used for machines in breweries, bottling plants and car washing stations.



Part N°	N° of cores x cross-sec. mm ²	Outer diameter ca. mm	Copper weight kg/km	Weight ca. kg/km	Part N°	N° of cores x cross-sec. mm ²	Outer diameter ca. mm	Copper weight kg/km	Weight ca. kg/km
01807001	2X0,75	7,2	14,40	27,00	01807024	2X1,5	7,7	29,00	84,00
01807003	3G0,75	6,6	21,60	62,00	01807027	3G1,5	8,4	43,00	105,00
01807006	4G0,75	7,2	29,00	75,00	01807031	4G1,5	9,3	58,00	133,00
01807008	5G0,75	8,0	36,00	96,00	01807034	5G1,5	10,4	72,00	167,00
01807010	2X1	6,6	19,20	60,00	01807037	7G1,5	11,5	101,00	209,00
01807013	3G1	7,0	29,00	74,00	01807039	2X2,5	9,3	48,00	126,00
01807017	4G1	7,8	38,00	90,00	01807042	3G2,5	10,0	72,00	158,00
01807020	5G1	8,6	48,00	113,00	01807043	4G2,5	11,0	96,00	196,00
01807022	7G1	9,5	67,00	131,00	01807046	5G2,5	12,3	120,00	242,00
Further dimensions available on request					01807047	7G2,5	13,3	168,00	299,00

Flexible control cables

H05VVC4V5-K - flexible, EMC-type number coded Cu-screened DIN VDE - HAR approved

Technical data

acc. to DIN VDE 0281 part 13, HD 21.13S1 and IEC 60227/74

Temperature range

flexing -5° C to +70° C

fixed installation -40° C to +70° C

Nominal voltage $U_0/U = 300/500$ V

Test voltage core/core = 2 kV, 5 min.

core/screen = 2 kV, 5 min.

Insulation resistance

min. 20 MOhm x km

Minimum bending radius

flexing, approx. 10 x cable diam.

Application

For flexible use for medium mechanical stress with free movements without tensile stress or forced movements in dry, moist and wet rooms, but not suitable in the open. Developed as control and connecting cables for machines, tool machineries, conveyor belts and production lines. According to DIN VDE 0207 and 0473, complete oil-resistant. Resistant to chemical influences. For installation in moist and wet rooms, specially used for machines in breweries, bottling plants and car washing stations.



Part N°	N° of cores x cross-sec. mm²	Outer diameter ca. mm	Copper weight kg/km	Weight ca. kg/km	Part N°	N° of cores x cross-sec. mm²	Outer diameter ca. mm	Copper weight kg/km	Weight ca. kg/km
00202001	2X0,5	8,1	40,00	84,00	00202023	2X1	8,8	56,00	145,00
00202002	3G0,5	8,4	46,50	100,00	00202024	3G1	9,3	62,00	130,00
00202003	4G0,5	9,1	57,00	126,00	00202025	4G1	10,4	78,30	160,00
00202004	5G0,5	10,1	68,00	140,00	00202026	5G1	11,0	91,00	190,00
00202005	7G0,5	11,4	86,00	190,00	00202027	7G1	12,8	118,00	250,00
00202006	12G0,5	13,5	141,00	265,00	00202028	12G1	15,9	198,00	400,00
00202007	18G0,5	16,3	172,00	384,00	00202029	18G1	18,7	303,60	555,00
00202008	25G0,5	19,7	266,00	500,00	00202030	25G1	22,6	411,90	730,00
00202009	34G0,5	21,3	297,00	620,00	00202031	34G1	24,8	516,30	940,00
00202010	50G0,5	25,3	464,00	860,00	00202032	50G1	29,0	728,30	1.270,00
00202011	61G0,5	27,2	525,00	1.070,00	00202033	60G1	31,0	882,50	1.520,00
00202012	2X0,75	8,1	49,00	100,00	00202034	61G1	31,0	882,50	1.510,00
00202013	3G0,75	8,8	55,00	112,00	00202055	2X1,5	9,3	56,00	140,00
00202014	4G0,75	10,0	67,00	145,00	00202035	3G1,5	10,2	83,00	165,00
00202015	5G0,75	10,6	77,40	170,00	00202036	4G1,5	10,9	97,80	200,00
00202016	7G0,75	12,1	109,00	254,00	00202037	5G1,5	11,6	118,00	230,00
00202017	12G0,75	14,3	184,50	310,00	00202038	7G1,5	13,5	218,00	314,00
00202018	18G0,75	17,3	257,30	470,00	00202039	12G1,5	16,8	309,00	490,00
00202019	25G0,75	20,8	318,60	614,00	00202040	18G1,5	20,0	411,40	680,00
00202020	34G0,75	23,1	409,40	790,00	00202041	25G1,5	24,2	546,50	930,00
00202021	50G0,75	27,0	582,00	1.065,00	00202042	34G1,5	26,3	752,00	1.180,00
00202022	61G0,75	31,0	678,50	1.390,00	00202043	50G1,5	34,0	1.030,00	1.660,00
					00202044	61G1,5	36,5	1.235,00	1.850,00

Further dimensions available on request

Flexible control cables
H05VVC4V5-K - flexible EMC-type
number coded Cu-screened DIN VDE - HAR approved

Part N°	N° of cores x cross-sec. mm ²	Outer diameter ca. mm	Copper weight kg/km	Weight ca. kg/km
00202045	3G2,5	11,7	115,00	230,00
00202046	4G2,5	12,8	163,00	270,00
00202047	5G2,5	13,9	191,00	340,00
00202048	7G2,5	15,9	288,90	439,00
00202049	12G2,5	20,6	370,00	740,00
00202050	18G2,5	24,3	529,00	1.040,00
00202051	25G2,5	29,0	751,00	1.370,00
00202052	34G2,5	33,0	1.164,00	1.820,00
00202053	50G2,5	38,5	1.648,00	2.580,00
00202054	61G2,5	42,0	1.982,00	3.085,00

Further dimensions available on request

Flexible control cables

Multi-approvals control cable

UL, CSA, VDE/HAR, SEV

unscreened

Technical data

Temperature range

flexing -5° C to +70° C / +90° C (UL, CSA)

fixed installation -40° C to +70° C / +90° C (UL, CSA)

Nominal voltage $U_0/U = 300/500$ V / 600 V (UL, CSA)

Test voltage 3000 V

Insulation resistance

min. 20 MΩ x km

Application

For use for medium mechanical stress with free movement without tensile stress or forced movements in dry, moist and wet rooms, but not suitable in the open. Developed as control and connecting cables for machines, tool machineries, conveyor belts and production lines. For installation in moist and wet rooms, specially used for machines in breweries, bottling plants and car washing stations.



Part N°	N° of cores x cross-sec. mm²	Outer diameter ca. mm	Copper weight kg/km	Weight ca. kg/km	Part N°	N° of cores x cross-sec. mm²	Outer diameter ca. mm	Copper weight kg/km	Weight ca. kg/km
00303052	2X0,5	5,9	9,60	47,00	00303019	3G1	7,2	28,80	89,30
00303001	3G0,5	6,2	14,40	62,40	00303020	4G1	7,8	38,40	98,60
00303002	4G0,5	11,7	115,00	230,00	00303021	5G1	9,0	48,00	132,10
00303003	5G0,5	7,4	24,00	87,10	00303022	7G1	11,1	67,00	169,30
00303004	7G0,5	9,1	33,60	118,70	00303023	12G1	13,2	115,00	285,90
00303005	12G0,5	11,3	58,00	198,00	00303024	18G1	16,0	173,00	405,20
00303006	25G0,5	15,6	120,00	380,40	00303025	25G1	19,0	240,00	596,50
00303007	34G0,5	18,7	164,00	509,00	00303026	34G1	22,4	326,00	741,70
00303008	41G0,5	20,0	197,00	595,00	00303027	41G1	24,0	394,00	886,00
00303053	2X0,75	6,3	14,40	61,00	00303028	50G1	26,0	480,00	1.072,20
00303009	3G0,75	6,7	21,60	75,60	00303029	61G1	28,5	586,00	1.266,00
00303010	4G0,75	7,3	28,80	83,90	00303030	65G1	30,5	624,00	1.410,00
00303011	5G0,75	8,4	36,00	113,30	00303055	2X1,5	7,5	28,80	95,00
00303012	7G0,75	9,9	50,00	145,00	00303031	3G1,5	7,9	43,00	109,80
00303013	12G0,75	12,2	86,00	244,90	00303032	4G1,5	9,0	58,00	140,70
00303014	18G0,75	14,2	130,00	327,70	00303033	5G1,5	9,8	72,00	168,00
00303015	25G0,75	17,4	180,00	466,40	00303034	7G1,5	12,2	101,00	224,20
00303016	34G0,75	20,1	245,00	626,50	00303035	12G1,5	14,5	173,00	361,70
00303017	41G0,75	21,9	296,00	748,00	00303036	18G1,5	17,6	259,00	518,30
00303018	50G0,75	23,4	360,00	895,30	00303037	25G1,5	20,7	360,00	729,90
					00303038	34G1,5	24,6	490,00	946,60
					00303039	41G1,5	26,3	591,00	1.136,00
					00303040	50G1,5	28,6	720,00	1.382,10
					00303041	61G1,5	31,4	879,00	1.638,90

Further dimensions available on request

Flexible control cables
Multi-approvals control cable
UL, CSA, VDE/HAR, SEV
unscreened

Part N°	N° of cores x cross-sec. mm ²	Outer diameter ca. mm	Copper weight kg/km	Weight ca. kg/km
00303056	2X2,5	8,9	48,00	159,00
00303042	3G2,5	9,7	72,00	170,00
00303043	4G2,5	11,0	96,00	210,00
00303044	5G2,5	12,1	120,00	257,00
00303045	7G2,5	14,2	168,00	340,00
00303046	12G2,5	17,8	288,00	580,00
00303047	18G2,5	21,3	432,00	850,00

Further dimensions available on request

Flexible control cables

Multi-approvals control cable

UL, CSA, VDE/HAR, SEV

Cu-screened

Technical data

Temperature range

flexing -5° C to +70° C / +90° C (UL, CSA)

fixed installation -40° C to +70° C / +90° C (UL, CSA)

Nominal voltage $U_0/U = 300/500$ V / 600 V (UL, CSA)

Test voltage 3000 V

Insulation resistance

min. 20 MOhm x km

Application

For use for medium mechanical stress with free movement without tensile stress or forced movements in dry, moist and wet rooms, but not suitable in the open. Developed as control and connecting cables for machines, tool machineries, conveyor belts and production lines. For installation in moist and wet rooms, specially used for machines in breweries, bottling plants and car washing stations.



Part N°	N° of cores x cross-sec. mm ²	Outer diameter ca. mm	Copper weight kg/km	Weight ca. kg/km
00304020	2X0,75	8,5	40,00	109,00
00304001	3G0,75	8,9	68,00	125,00
00304002	4G0,75	10,1	70,00	157,00
00304003	5G0,75	10,8	77,00	180,00
00304004	7G0,75	12,3	93,00	226,00
00304005	12G0,75	14,5	155,00	325,00
00304006	3G1	9,6	76,00	145,00
00304007	4G1	10,6	80,00	180,00
00304008	5G1	11,4	95,00	203,00
00304009	7G1	13,3	118,00	273,00
00304010	12G1	16,6	195,00	425,00
00304011	3G1,5	10,7	84,00	159,00
00304012	4G1,5	11,4	94,00	211,00
00304013	5G1,5	12,2	122,00	241,00
00304014	7G1,5	14,6	143,00	306,00
00304015	12G1,5	17,9	254,00	480,00
00304016	3G2,5	12,1	120,00	245,00
00304017	4G2,5	13,4	170,00	295,00
00304018	5G2,5	14,5	205,00	365,00
00304019	7G2,5	16,6	241,00	480,00

Further dimensions available on request

Drag chain cables

**BKSL-FYY - PVC
number coded**

Ultraflexible due to special construction

Technical data

adapted to DIN VDE 0245, 0281

Temperature range

flexing -5° C to +70° C

fixed installation -40° C to +80° C

Nominal voltage 300/500 V

Test voltage 4000 V

Insulation resistance

min. 20 MOhm x km

Minimum bending radius

7,5 x cable diam.

Application

Developed for use in cable trays. Ultraflexible. Ideal for all areas requiring a fast flexing cable. For example in machine industries, robotics and all areas of highly mobile machine parts. The long duration of life offers a secure performance as well as efficiency.



Black outer sheath on request

Part N°	N° of cores x cross-sec. mm²	Outer diameter ca. mm	Copper weight kg/km	Weight ca. kg/km	Part N°	N° of cores x cross-sec. mm²	Outer diameter ca. mm	Copper weight kg/km	Weight ca. kg/km
00401001	2X0,5 OZ	5,3	9,60	40,00	00401017	2X1 OZ	7,1	19,20	64,00
00401002	3X0,5	5,6	2,00	48,00	00401018	3X1	7,4	29,00	82,00
00401003	4X0,5	6,4	5,60	58,00	00401019	4X1	8,1	38,40	110,00
00401004	5X0,5	7,0	24,00	67,00	00401020	5X1	9,3	48,00	136,00
00401005	7X0,5	8,3	33,60	88,00	00401021	7X1	11,1	67,00	190,00
00401006	12X0,5	10,0	58,00	136,00	00401022	12X1	12,8	115,00	291,00
00401007	18X0,5	11,7	86,40	195,00	00401024	18X1	15,2	173,00	418,00
00401008	25X0,5	13,7	120,00	274,00	00401025	25X1	18,3	240,00	597,00
00401009	2X0,75 OZ	5,9	14,40	56,00	00401028	2X1,5 OZ	7,5	29,00	90,00
00401010	3X0,75	6,2	21,60	74,00	00401029	3X1,5	7,9	43,00	115,00
00401011	4X0,75	7,8	28,80	99,00	00401030	4X1,5	8,8	58,00	145,00
00401012	5X0,75	9,3	36,00	118,00	00401031	5X1,5	9,9	72,00	178,00
00401013	7X0,75	11,2	50,00	164,00	00401032	7X1,5	11,8	101,00	270,00
00401014	12X0,75	11,9	86,00	249,00	00401033	12X1,5	13,6	173,00	388,00
00401015	18X0,75	13,2	130,00	354,00	00401035	18X1,5	16,2	259,00	587,00
00401016	25X0,75	15,9	180,00	695,00	00401036	25X1,5	19,9	360,00	798,00
					00401039	3X2,5	10,0	72,00	158,00
					00401040	4X2,5	10,0	96,00	197,00
					00401041	5X2,5	12,2	120,00	265,00
					00401042	7X2,5	15,1	168,00	355,00
					00401043	12X2,5	17,6	288,00	568,00
					00401066	18X2,5	18,1	432,00	800,00
					00401071	25X2,5	22,5	600,00	1.100,00
					00401057	3X4	11,2	120,00	214,00
					00401052	4X4	13,7	160,00	266,00
					00401048	5X4	13,7	200,00	325,00

Further dimensions available on request

Drag chain cables

BKSL-FYY-CY - PVC - EMC-type

Cu-screened

number coded

Ultraflexible due to special construction

Technical data

adapted to DIN VDE 0245, 0281

Temperature range

flexing -5° C to +70° C

fixed installation -40° C to +80° C

Nominal voltage 300/500 V

Test voltage 4000 V

Insulation resistance

min. 20 MOhm x km

Minimum bending radius

7,5 x cable diam.

Application

Developed for use in cable trays. Ultraflexible. Ideal for all areas requiring a fast flexing cable. For example in machine industries, robotics and all areas of highly mobile machine parts. The long duration of life offers a secure performance as well as efficiency. The braided copper screen offers effective protection from internal and external interference.



Black outer sheath on request

Part N°	N° of cores x cross-sec. mm²	Outer diameter ca. mm	Copper weight kg/km	Weight ca. kg/km	Part N°	N° of cores x cross-sec. mm²	Outer diameter ca. mm	Copper weight kg/km	Weight ca. kg/km
00402001	2X0,5 OZ	7,5	38,90	90,00	00402028	2X1,5 OZ	10,3	74,00	165,00
00402002	3X0,5	7,8	43,40	112,00	00402029	3X1,5	10,7	96,00	202,00
00402003	4X0,5	8,2	64,00	135,00	00402030	4X1,5	11,4	102,00	240,00
00402004	5X0,5	9,3	72,00	165,00	00402031	5X1,5	12,3	127,00	280,00
00402005	7X0,5	10,7	78,00	216,00	00402032	7X1,5	14,2	183,00	396,00
00402006	12X0,5	12,4	128,00	270,00	00402033	12X1,5	16,0	179,00	585,00
00402007	18X0,5	14,1	171,00	441,00	00402034	18X1,5	20,0	420,00	830,00
00402008	25X0,75	16,7	180,00	365,00	00402035	25X1,5	22,8	590,00	1.140,00
00402008	2X0,75 OZ	8,1	53,00	104,00	00402058	3X2,5	9,5	72,00	145,00
00402009	3X0,75	8,4	78,00	127,00	00402044	4X2,5	11,8	161,00	247,00
00402010	4X0,75	9,4	80,00	183,00	00402048	5X2,5	13,2	194,00	307,00
00402011	5X0,75	10,3	88,00	195,00	00402047	7X2,5	15,8	262,00	418,00
00402012	7X0,75	12,1	98,00	265,00	00402036	4X4	13,7	238,00	360,00
00402013	12X0,75	13,6	168,00	363,00	00402043	4X6	16,1	318,00	514,00
00402014	18X0,75	15,6	228,00	542,00	00402046	4X10	20,2	521,00	824,00
00402015	25X0,75	18,6	343,00	909,00	00402037	4X16	23,2	780,00	1.207,00
00402016	2X1 OZ	9,9	65,00	113,00					
00402017	3X1	10,2	73,00	140,00					
00402018	4X1	10,9	78,00	190,00					
00402019	5X1	11,7	92,00	270,00					
00402020	7X1	13,5	137,00	305,00					
00402021	12X1	15,2	253,00	470,00					
00402022	18X1	17,6	296,00	620,00					
00402023	25X1	20,6	426,00	825,00					

Further dimensions available on request

Drag chain cables

BKSL-FY-11Y - PUR number coded

Technical data

adapted to DIN VDE 0245, 0281

Temperature range

flexing -5° C to +70° C

fixed installation -40° C to +80° C

Nominal voltage 300/500 V

Test voltage 4000 V

Insulation resistance

min. 20 MΩ x km

Minimum bending radius

7,5 x cable diam.

Application

Developed for use in cable trays. Ultraflexible, extreme robust PUR control cable. High tear, abrasion and oil-resistant. Ideal for all areas requiring a fast flexing cable. For example in machine industries, robotics and all areas of highly mobile machine parts. The long duration of life offers a secure performance as well as efficiency.



Part N°	N° of cores x cross-sec. mm²	Outer diameter ca. mm	Copper weight kg/km	Weight ca. kg/km	Part N°	N° of cores x cross-sec. mm²	Outer diameter ca. mm	Copper weight kg/km	Weight ca. kg/km
00403044	2X0,5 OZ	5,8	10,00	36,00	00000000	2X1,5 OZ	7,9	28,80	78,00
00403041	3X0,5	5,9	14,00	40,00	00403016	3X1,5	8,7	43,20	115,00
00000000	4X0,5	6,9	19,20	55,00	00403017	4X1,5	9,4	57,60	145,00
00403035	5X0,5	7,3	24,00	62,00	00403018	5X1,5	10,3	72,00	178,00
00000000	7X0,5	8,5	33,60	86,00	00403019	7X1,5	13,0	100,80	270,00
00000000	12X0,5	10,6	57,60	128,00	00403020	12X1,5	14,8	172,80	388,00
00000000	18X0,5	12,4	86,40	187,00	00403021	18X1,5	17,4	259,00	587,00
00000000	25X0,5	15,3	120,00	258,00	00403022	25X1,5	21,1	360,00	798,00
00403001	2X0,75 OZ	7,1	14,40	49,00	00403023	3X2,5	11,2	72,00	158,00
00403002	3X0,75	7,4	21,60	74,00	00403024	4X2,5	12,1	96,00	197,00
00403003	4X0,75	8,0	28,80	99,00	00403025	5X2,5	13,2	120,00	265,00
00403004	5X0,75	8,6	36,00	118,00	00403039	7X2,5	14,2	168,00	286,00
00403005	7X0,75	10,1	50,40	164,00	00403031	12X2,5	17,0	288,00	526,00
00403006	12X0,75	12,4	86,00	249,00	00403032	25X2,5	24,3	600,00	982,00
00403007	18X0,75	14,4	129,60	354,00	00403040	4X4	12,3	160,00	252,00
00403008	25X0,75	16,7	180,00	695,00	00403043	7X4	15,6	269,00	550,00
00000000	2X1 OZ	7,1	19,20	61,00	00403045	4X6	14,7	230,00	377,00
00403009	3X1	8,2	28,80	82,00	00403038	5X6	16,0	288,00	580,00
00403010	4X1	8,9	38,40	110,00	00403048	7X6	17,5	403,00	800,00
00403011	5X1	9,7	48,00	136,00	00403049	4X10	18,2	384,00	614,00
00403012	7X1	12,3	67,20	190,00	00403026	4X16	23,8	614,00	1.063,00
00403013	12X1	14,0	115,20	291,00	00403027	4X25	29,4	960,00	1.590,00
00403014	18X1	16,4	172,80	418,00	00403028	4X35	32,8	1.344,00	2.200,00
00403015	25X1	19,1	240,00	597,00	00403029	4X50	38,9	1.920,00	2.400,00

Further dimensions available on request

Drag chain cables BKSL-FYY-C11Y - PUR number coded EMC-type Cu-screened

Ultraflexible due to special construction

Technical data

adapted to DIN VDE 0245, 0281

Temperature range

flexing -5° C to +70° C

fixed installation -40° C to +80° C

Nominal voltage 300/500 V

Test voltage 4000 V

Insulation resistance

min. 20 MΩ x km

Minimum bending radius

7,5 x cable diam.

Application

Developed for use in cable trays. Ultraflexible. Ideal for all areas requiring a fast flexing cable. For example in machine industries, robotics and all areas of highly mobile machine parts. The long duration of life offers a secure performance as well as efficiency. The braided copper screen offers effective protection from internal and external interference.



Part N°	N° of cores x cross-sec. mm²	Outer diameter ca. mm	Copper weight kg/km	Weight ca. kg/km	Part N°	N° of cores x cross-sec. mm²	Outer diameter ca. mm	Copper weight kg/km	Weight ca. kg/km
00000000	2X0,5 OZ	6,9	33,50	72,00	00404017	2X1,5 OZ	10,3	51,00	165,00
00404001	3X0,5	7,8	52,00	112,00	00404018	3X1,5	10,7	79,00	202,00
00404044	4X0,5	7,9	55,00	94,00	00404019	4X1,5	11,4	98,00	240,00
00404052	5X0,5	8,4	65,00	106,00	00404020	5X1,5	12,3	116,00	280,00
00404051	7X0,5	10,0	84,00	172,00	00404021	7X1,5	14,2	168,00	396,00
00404039	12X0,5	11,0	97,00	190,00	00404022	12X1,5	16,0	253,00	585,00
00000000	18X0,5	13,5	183,20	276,80	00404023	18X1,5	20,0	360,00	830,00
00000000	25X0,5	19,5	247,00	356,20	00404024	25X1,5	22,8	476,00	1.140,00
00404002	2X0,75 OZ	8,1	33,00	104,00	00404042	36X1,5	23,6	655,00	1.066,00
00404029	3X0,75	8,4	52,00	127,00	00404049	50X1,5	31,6	1.033,00	1.857,00
00404003	4X0,75	9,4	62,00	183,00	00404025	3X2,5	12,8	119,00	140,00
00404004	5X0,75	10,3	74,00	195,00	00404026	4X2,5	13,7	164,00	180,00
00404005	7X0,75	12,1	95,00	265,00	00404027	5X2,5	14,8	192,00	220,00
00404006	12X0,75	13,6	157,00	363,00	00000000	7X2,5	16,0	295,00	403,20
00404007	18X0,75	15,6	235,00	545,00	00404045	12X2,5	18,2	410,00	589,00
00404008	25X0,75	18,6	281,00	585,00	00000000	18X2,5	22,3	633,20	797,00
00404048	34X0,75	22,6	388,00	720,00	00000000	25X2,5	26,4	832,00	1.075,50
00404009	2X1 OZ	9,9	60,00	113,00	00404032	4X6	16,1	318,00	499,00
00404010	3X1	10,2	63,00	140,00	00404037	5X6	23,0	441,00	800,00
00404011	4X1	10,9	77,00	190,00	00404053	4X10	25,0	485,00	1.140,00
00404012	5X1	11,7	88,00	270,00	00404038	4X16	28,3	840,00	1.386,00
00404013	7X1	13,5	134,00	305,00					
00404014	12X1	15,2	194,00	470,00					
00404015	18X1	17,6	280,00	620,00					
00404016	25X1	20,6	349,00	825,00					

Further dimensions available on request

Drag chain cables

BKSL-FY-11Y - PUR
colour coded to DIN VDE 47100

Ultraflexible due to special construction

Technical data

adapted to DIN VDE 0281 part 13

Temperature range

flexing -5° C to +70° C

fixed installation -40° C to +70° C

Nominal voltage 300/500 V

Test voltage 4000 V

Insulation resistance

min. 20 MOhm x km

Minimum bending radius

approx. 7,5 x cable diam.

Application

Developed for use in cable trays. Ultraflexible, extreme robust PUR control cable. High tear, abrasion and oil-resistant. Ideal for all areas requiring a fast flexing cable. For example in machine industries, robotics and all areas of highly mobile machine parts. The long duration of life offers a secure performance as well as efficiency.



Part N°	N° of cores x cross-sec. mm²	Outer diameter ca. mm	Copper weight kg/km	Weight ca. kg/km	Part N°	N° of cores x cross-sec. mm²	Outer diameter ca. mm	Copper weight kg/km	Weight ca. kg/km
00000000	3X0,14	3,5	4,3	25,00	00404046	2X0,34	4,2	6,9	33,00
00404041	4X0,14	4,0	5,6	30,00	00404047	3X0,34	4,5	10,4	41,00
00404046	5X0,14	4,3	7,0	34,00	00404033	4X0,34	5,1	14,3	55,00
00000000	7X0,14	5,0	11,0	48,00	00404043	5X0,34	6,2	17,7	62,00
00404036	10X0,14	6,6	14,0	60,00	00404030	7X0,34	7,0	23,8	80,00
00000000	14X0,14	6,5	21,8	74,00	00404031	10X0,34	8,6	34,3	110,00
00000000	18X0,14	7,2	27,0	87,00	00404032	14X0,34	8,7	47,7	144,00
00404050	25X0,14	8,6	35,0	120,00	00404033	18X0,34	10,0	61,2	175,00
00000000	3X0,25	4,4	7,9	32,00	00404034	25X0,34	12,2	85,2	239,00
00404034	4X0,25	4,7	10,0	39,00					
00404035	5X0,25	5,1	12,5	49,00					
00404036	7X0,25	6,4	17,5	61,00					
00404037	10X0,25	7,7	25,0	80,00					
00404038	14X0,25	7,8	35,0	103,00					
00404056	18x0,25	8,8	45,0	125,00					
00404040	25X0,25	10,8	62,5	171,00					

Further dimensions available on request

Drag chain cables

**BKSL-FY-C11Y - twisted pair
colour coded to DIN VDE 47100
EMC-type Cu-screened**

**Ultraflexible due to
special construction**

Technical data

adapted to DIN VDE 0245, 0821

Temperature range

flexing +5° C to +70° C

fixed installation -40° C to +70° C

Nominal voltage 300/500 V

Test voltage 1500 V

Insulation resistance

min. 20 Mohm x km

Minimum bending radius

7,5 mm²

Application

Stranded pairs and overall screened. Ultraflexible data cables developed according to the newest state of technology improvement. PVC-core insulation and adhesion-free and cut-resistant PUR-outer jacket. Used for permanent flexible operations in machineries, machine tools, robotics, movable automated machinery parts as a transmission-cable for BUS-systems.



Part N°	N° of cores x cross-sec. mm ²	Outer diameter ca. mm	Copper weight kg/km	Weight ca. kg/km	Part N°	N° of cores x cross-sec. mm ²	Outer diameter ca. mm	Copper weight kg/km	Weight ca. kg/km
00405002	1x2x0,25	4,8	14,00	27,00	00405021	1x2x0,75	6,9	34,00	61,00
00405003	2x2x0,25	7,1	32,00	60,00	00405022	2x2x0,75	9,7	60,00	112,00
00405004	3x2x0,25	7,4	38,40	72,00	00405023	3x2x0,75	10,9	85,70	157,00
00405005	4x2x0,25	8,4	43,20	89,00	00405024	4x2x0,75	11,5	93,60	172,00
00405007	5x2x0,25	9,0	51,50	103,00	00405025	5x2x0,75	12,5	113,00	202,00
00405008	6x2x0,25	9,8	71,80	131,00	00405006	6x2x0,75	13,4	130,40	231,00
00405009	8x2x0,25	11,5	74,40	155,00	00405026	8x2x0,75	16,4	192,20	342,00
00405010	10x2x0,25	12,8	90,00	186,00	00405027	10x2x0,75	19,3	258,00	466,00
00405011	14x2x0,25	13,4	111,20	219,00	00405028	14x2x0,75	20,0	316,60	545,00
00405012	1x2x0,5	6,4	22,00	47,00	00405029	1x2x1	7,3	42,00	71,00
00405013	2x2x0,5	9,3	50,00	99,00	00405030	2x2x1	10,3	73,00	129,00
00405014	3x2x0,5	10,0	71,80	130,00	00405031	3x2x1	11,4	93,60	169,00
00405015	4x2x0,5	11,1	74,40	148,00	00405001	4x2x1	12,3	117,80	204,00
00405016	5x2x0,5	11,9	84,50	168,00	00405032	5x2x1	13,3	139,00	237,00
00405017	6x2x0,5	12,8	99,60	194,00					
00405018	8x2x0,5	15,7	144,30	284,00					
00405019	10x2x0,5	17,6	176,00	343,00					
00405020	14x2x0,5	18,3	215,40	401,00					

Further dimensions available on request

PUR cables

BKSLYK - flexible colour coded or number coded non-abrasive

Technical data

adapted to DIN VDE 0281, 0282

Temperature range

flexing -5° C to +80° C

fixed installation -40° C to +80° C

Nominal voltage $U_0/U = 300/500$ V

Test voltage 3000 V

Insulation resistance

min. 20 MOhm x km

Minimum bending radius

7,5 x cable diam.

Application

Robust control cable, resistant to oil and abrasion. For use in tool making and machine industries, steel works, oil and coal industries and at building sites. It can also be used for portable tools, etc.. Recommendable if the cable comes in contact with chemical agents.



Part N°	N° of cores x cross-sec. mm²	Outer diameter ca. mm	Copper weight kg/km	Weight ca. kg/km	Part N°	N° of cores x cross-sec. mm²	Outer diameter ca. mm	Copper weight kg/km	Weight ca. kg/km
00501002	2X0,75	6,5	14,40	45,00	00501017	2X2,5	10,8	48,00	141,00
00501003	3X0,75	7,1	21,60	60,00	00501018	3X2,5	10,1	72,00	137,00
00501004	4X0,75	8,2	29,00	80,00	00501019	4X2,5	11,5	96,00	193,00
00501005	5X0,75	8,9	36,00	95,00	00501020	5X2,5	11,9	120,00	208,00
00501006	7X0,75	7,9	50,00	143,00	00501021	7X2,5	15,8	168,00	378,00
00501027	10X0,75	o. r.	70,00	142,00	00501022	4X4	14,1	154,00	308,00
00501028	12X0,75	o. r.	83,00	163,00	00501023	5X4	14,7	192,00	380,00
00501029	18X0,75	o. r.	125,00	234,00	00501024	4X6	16,5	230,00	429,00
00501030	25X0,75	o. r.	173,00	324,00	00501025	5X6	18,0	288,00	560,00
00501007	2X1	7,1	19,00	59,00					
00501008	3X1	7,6	29,00	71,00					
00501009	4X1	8,5	38,00	95,00					
00501010	5X1	9,2	48,00	112,00					
00501011	7X1	8,2	67,00	171,00					
00501031	10X1	o. r.	92,00	171,00					
00501032	12X1	o. r.	110,00	197,00					
00501033	18X1	o. r.	165,00	289,00					
00501012	2X1,5	7,6	29,00	77,00					
00501013	3X1,5	8,1	43,00	92,00					
00501026	4X1,5	9,2	58,00	126,00					
00501036	4X1,5	9,2	58,00	126,00					
00501014	5X1,5	10,0	72,00	140,00					
00501015	7X1,5	11,5	101,00	196,00					
00501016	12X1,5	15,2	173,00	318,00					
00501034	18X1,5	o. r.	238,00	392,00					

Further dimensions available on request
Other colour codes on request
(minimum quantity)

PUR cables

BKYSL11Y-OZ/JZ - flexible number coded non-abrasive

Technical data

Temperature range

flexing -5° C to +70° C

fixed installation -40° C to +80° C

Nominal voltage $U_0/U = 300/500$ V

Test voltage 4000 V

Insulation resistance

min. 20 MΩ x km

Application

Particularly suitable as control cable and power supply cable for machine tools and apparatus engineering. Also for outdoor use under extreme conditions if the temperature range is considered.



Part N°	N° of cores x cross-sec. mm²	Outer diameter ca. mm	Copper weight kg/km	Weight ca. kg/km	Part N°	N° of cores x cross-sec. mm²	Outer diameter ca. mm	Copper weight kg/km	Weight ca. kg/km
00505038	5X1	7,1	48,00	89,00	00505060	3G2,5	8,1	72,00	132,00
00505039	5G1	7,1	48,00	89,00	00505061	4G2,5	8,9	96,00	163,00
00505041	7G1	8,0	67,00	120,00	00505062	5G2,5	10,0	120,00	200,00
00505042	10G1	10,2	96,00	171,00	00505063	7G2,5	11,1	168,00	267,00
00505043	12G1	10,5	115,00	197,00	00505064	12G2,5	14,8	288,00	445,00
00505044	18G1	12,7	173,00	289,00	00505076	18G2,5	20,0	600,00	940,00
00505045	25G1	14,7	240,00	393,00	00505075	25G2,5	24,3	600,00	982,00
00505046	34G1	17,1	326,40	532,00	00505065	4G4	10,8	154,00	237,00
00505047	41G1	18,8	393,60	638,00	00505066	5G4	12,1	192,00	291,00
00505077	50G1	23,4	480,00	890,00	00505067	7G4	13,4	269,00	391,00
00505048	2X1,5	6,3	29,00	63,00	00505068	4G6	13,0	230,40	350,00
00505049	3X1,5	6,7	43,00	79,00	00505069	5G6	14,5	288,00	430,00
00505050	3G1,5	6,7	43,00	79,00	00505070	7G6	16,0	403,00	580,00
00505051	4X1,5	7,2	58,00	98,00	00505071	4G10	16,2	384,00	567,00
00505052	4G1,5	7,2	58,00	98,00	00505072	5G10	18,1	480,00	695,00
00505001	5X1,5	8,1	72,00	121,00	00505073	7G10	20,0	672,00	937,00
00505002	5G1,5	8,1	72,00	121,00	00505074	4G16	18,8	614,40	1.064,00
00505053	7X1,5	8,9	101,00	159,00					
00505054	7G1,5	8,9	101,00	159,00					
00505055	12G1,5	12,0	173,00	268,00					
00505056	18G1,5	13,4	259,50	392,00					
00505057	25G1,5	16,9	360,00	541,00					
00505058	34G1,5	19,4	489,60	722,00					
00505059	41G1,5	21,3	590,40	867,00					
00505080	50G1,5	25,4	720,00	1.250,00					

Further dimensions available on request

PUR cables

BKSLYC11Y-OZ/JZ - flexible number coded EMC-type Cu-screened non-abrasive

Technical data

Temperature range

flexing -5° C to +70° C

fixed installation -40° C to +80° C

Nominal voltage $U_0/U = 300/500$ V

Test voltage 3000 V

Insulation resistance

min. 20 MOhm x km

Application

Particularly suitable as control cable and power supply cable for machine tools and apparatus engineering. Also for outdoor use under extreme conditions if the temperature range is considered.



Part N°	N° of cores x cross-sec. mm ²	Outer diameter ca. mm	Copper weight kg/km	Weight ca. kg/km	Part N°	N° of cores x cross-sec. mm ²	Outer diameter ca. mm	Copper weight kg/km	Weight ca. kg/km
00506001	2X0,75	7,4	45,00	85,00	00506028	2X1,5	8,5	77,00	116,00
00506002	3X0,75	7,9	52,00	99,00	00506029	3X1,5	8,9	85,00	135,00
00506003	3G0,75	7,9	52,00	99,00	00506030	3G1,5	8,9	85,00	135,00
00506004	4X0,75	8,4	77,00	114,00	00506031	4X1,5	9,6	100,00	162,00
00506005	4G0,75	8,4	77,00	114,00	00506032	4G1,5	9,6	100,00	162,00
00506006	5X0,75	8,9	84,00	130,00	00506033	5X1,5	10,3	120,00	187,00
00506007	5G0,75	8,9	84,00	130,00	00506034	5G1,5	10,3	120,00	187,00
00506008	7X0,75	9,7	92,00	161,00	00506035	7X1,5	11,3	152,00	236,00
00506009	7G0,75	9,7	92,00	161,00	00506036	7G1,5	11,3	152,00	236,00
00506010	12G0,75	12,3	138,00	245,00	00506037	12G1,5	14,8	267,00	392,00
00506011	18G0,75	14,5	219,00	354,00	00506038	18G1,5	17,2	310,00	536,00
00506012	25G0,75	16,6	277,00	463,00	00506039	25G1,5	20,1	572,00	742,00
00506013	34G0,75	18,9	420,00	598,00	00506040	34G1,5	21,9	754,00	960,00
00506014	41G0,75	20,6	500,00	725,00	00506041	41G1,5	24,7	874,00	1.118,00
00506015	2X1	7,9	50,00	97,00	00506042	3G2,5	10,3	121,00	191,00
00506016	3X1	8,2	77,00	111,00	00506043	4G2,5	11,3	163,00	232,00
00506017	3G1	8,2	77,00	111,00	00506044	5G2,5	12,6	199,00	282,00
00506018	4X1	8,7	87,00	129,00	00506045	7G2,5	13,9	261,00	370,00
00506019	4G1	8,7	87,00	129,00	00506046	12G2,5	17,2	470,00	580,00
00506021	5G1	9,5	90,00	152,00	00506047	4G4	13,4	238,00	345,00
00506022	7G1	10,2	110,00	184,00	00506048	5G4	14,7	279,00	412,00
00506023	12G1	13,3	194,00	306,00	00506049	4G6	15,8	318,00	483,00
00506024	18G1	15,5	267,00	417,00	00506050	5G6	17,3	370,00	576,00
00506025	25G1	17,5	379,00	541,00	00506051	4G10	19,0	558,00	733,00
00506026	34G1	20,3	516,00	735,00	00506052	4G16	22,2	804,00	1.340,00
00506027	41G1	22,0	610,00	860,00					

Further dimensions available on request

PUR cables

**H05/H07BQ-F - DIN VDE - HAR - PUR-jacket
flexible cores rubber-insulated
colour coded or number coded non-abrasive**

Technical data

acc. to DIN VDE 0282 part 10 and HD 22.10 S1

Temperature range

flexing -35° C to +80° C

fixed installation -45° C to +90° C

Permissible operating temperature at conductor +90° C

Nominal voltage

H05BQ-F: $U_0/U = 300/500$ V up to 1 mm

H07BQ-F: $U_0/U = 450/750$ V as of 1,5 mm²

Test voltage

H05BQ-F: 2000 V up to 1 mm

H07BQ-F: 2500 V as of 1,5 mm²

Minimum bending radius for free movements

approx. 5 x cable diam.

Application

Usable for medium mechanical stress in dry, damp or wet areas, for connecting agricultural and commercial equipment and heaters provided that there is no danger of contact with hot parts or heat radiation. Robust and flexible. For electrical tools such as drills and hand-held circular saws as well as for portable motors and agricultural machineries, at building sites, docks and refrigeration plants. Resistance to oils, fat, petrol, ozone and oxygen, UV-radiation, hydrolysis, microbial attacks, water and weathering effects.



Other colours on request

H05BQ-F

Part N°	N° of cores x cross-sec. mm ²	Outer diameter ca. mm	Copper weight kg/km	Weight ca. kg/km
00502001	2X0,75	6,4	14,40	50,00
00502002	3G0,75	7,0	21,60	62,00
00502003	4G0,75	7,6	29,00	75,00
00502004	5G0,75	8,5	36,00	96,00
00502005	2X1	7,0	19,20	59,00
00502006	3G1	7,4	29,00	73,00
00502007	4G1	8,1	38,40	89,00
00502008	5G1	9,0	48,00	113,00

Further dimensions available on request

H07BQ-F

Part N°	N° of cores x cross-sec. mm ²	Outer diameter ca. mm	Copper weight kg/km	Weight ca. kg/km	Part N°	N° of cores x cross-sec. mm ²	Outer diameter ca. mm	Copper weight kg/km	Weight ca. kg/km
00503001	2X1,5	8,4	29,00	86,00	00503011	3G4	12,2	115,00	218,00
00503002	3G1,5	8,9	43,00	107,00	00503012	4G4	13,5	154,00	280,00
00503003	4G1,5	9,9	58,00	136,00	00503013	5G4	16,5	192,00	406,00
00503004	5G1,5	10,8	72,00	164,00	00503014	3G6	o. r.	173,00	300,00
00503005	7G1,5	13,1	101,00	230,00	00503018	4G6	o. r.	230,00	383,00
00503006	12G1,5	16,3	173,00	366,00	00503015	5G6	17,2	288,00	560,00
00503007	2X2,5	9,8	48,00	90,00	00503019	4G10	o. r.	384,00	890,00
00503008	3G2,5	10,4	72,00	159,00	00503016	5G10	22,7	480,00	960,00
00503009	4G2,5	11,5	96,00	199,00	00503020	4G16	24,9	614,00	920,00
00503010	5G2,5	12,8	120,00	250,00	00503017	5G16	28,2	768,00	1.460,00
00503025	7G2,5	14,5	168,00	320,00					
00503026	12G2,5	19,0	288,00	520,00					

Further dimensions available on request

Lift control cables with suspension strand

BKLIFT 2TY

with 2 external built in steel wire suspension cores

Technical data

adapted to DIN VDE 0250

Temperature range

flexing -15° C to +40° C

fixed installation -40° C to +70° C

Max. conductor temperature

under load +70° C

circuit conditions +150° C

Nominal voltage $U_0/U = 300/500$ V

Test voltage 3000 V

Free suspension height max. 50 m

Minimum bending radius

20 x cable diam.

Application

For use as control or feeder cables in lifts and hoists under extreme conditions. Also suitable for installation in conveyor systems and manual control units. The external steel-suspension-cores can be dismantled without damaging the cable insulation.



Part N°	N° of cores x cross-sec. mm ²	Outer diameter ca. mm	Copper weight kg/km	Weight ca. kg/km
00614016	12X1	o. r.	115,20	446,00
00614007	18X1	17,0	172,80	528,00
00614008	25X1	21,0	240,00	660,00
00614009	30X1	21,9	288,00	760,00
00614010	8X1,5	14,9	115,20	426,00
00614005	12X1,5	16,5	172,80	505,00
00614011	16X1,5	18,5	220,00	540,00
00614012	20X1,5	21,0	288,00	715,00
00614014	24X1,5	22,6	346,00	820,00
00614015	30X1,5	26,0	410,00	980,00
00614025	12X2,5	18,0	246,00	580,00

Further dimensions available on request

Lift control cables with suspension strand

BKLYSLTK, BKYSLTK, BKYSLYTK unscreened

BKYSLYCYTK Cu-screened

Lift cable

Technical data

adapted to DIN VDE 0281 part 13

Temperature range

flexing -20° C to +50° C

fixed installation -20° C to +70° C

Max. conductor temperature

under load +70° C

circuit conditions +150° C

Nominal voltage $U_0/U = 300/500$ V

Test voltage 2000 V

Minimum bending radius

approx. 20 x cable diam.

Insulation resistance

min. 20 MΩm x km

Application

For use as control or feeder cables in lifts and hoists.

30 m pendal length for LYSLTK

50 m pendal length for YSLTK

Suspension height for medium mechanical stress in dry and moist areas. The PVC-outer sheath is oil-resistant according to DIN VDE 0281 part 1.



BKLYSLTK					BKYSLTK				
Part N°	N° of cores x cross-sec. mm²	Outer diameter ca. mm	Copper weight kg/km	Weight ca. kg/km	Part N°	N° of cores x cross-sec. mm²	Outer diameter ca. mm	Copper weight kg/km	Weight ca. kg/km
00612001	7X0,75	11,5	50,00	145,00	00610001	7X0,75	13,2	50,00	165,00
00612002	12X0,75	15,9	86,00	285,00	00610002	12X0,75	16,9	86,00	295,00
00612003	18X0,75	15,4	130,00	303,00	00610003	18X0,75	16,9	130,00	320,00
00612004	24X0,75	160,0	173,00	415,00	00610004	24X0,75	20,1	173,00	460,00
00612005	30X0,75	20,9	216,00	545,00	00610005	30X0,75	22,4	216,00	595,00
00612006	7X1	11,5	67,00	168,00	00610006	7X1	12,2	67,00	190,00
00612007	12X1	16,1	115,00	326,00	00610007	12X1	17,2	115,00	340,00
00612008	18X1	16,2	173,00	358,00	00610008	18X1	16,5	173,00	370,00
00612009	24X1	19,1	230,00	500,00	00610009	24X1	20,0	230,00	540,00
00612010	30X1	21,4	288,00	636,00	Further dimensions available on request				

BKYSLYTK					BKYSLYCYTK				
Part N°	N° of cores x cross-sec. mm²	Outer diameter ca. mm	Copper weight kg/km	Weight ca. kg/km	Part N°	N° of cores x cross-sec. mm²	Outer diameter ca. mm	Copper weight kg/km	Weight ca. kg/km
00615001	28X1+2x0,5 FM (C)	24,9	357,00	785,00	00611001	8X1+2x0,5 FM (C)	26,5	425,00	920,00

Further dimensions available on request

Lift control cables with suspension strand

BKKYSTY, BKKYSTYY, BKKYSTUY, BKKYSTFUY, BKKYSSTUY unscreened

BKKYSTCY, BKKYSTCUY, BKKYSTFCUY Cu-screened

PVC control cables with suspension strand

Technical data

adapted to DIN VDE 0250

Temperature range

flexing -15° C to +40° C

fixed installation -40° C to +70° C

Max. conductor temperature

under load +70° C

circuit conditions +150° C

Nominal voltage $U_0/U = 300/500$ V

Test voltage 3000 V

Free suspension height max. 50 m

Minimum bending radius

10 x cable diam.

Application

For use as control or feeder cables in lifts and hoists.

Applicable under extreme conditions. Also ideally suited for installation in conveyor systems and manual control units.



BKKYSTY

Part N°	N° of cores x cross-sec. mm ²	Outer diameter ca. mm	Copper weight kg/km	Weight ca. kg/km
00603001	4X1	7,9	40,30	120,00
00603002	7X1	11,5	67,00	171,00
00603003	9X1	13,5	91,50	222,00

Further dimensions available on request

BKKYSTUY

Part N°	N° of cores x cross-sec. mm ²	Outer diameter ca. mm	Copper weight kg/km	Weight ca. kg/km
00604001	12X0,75	16,2	86,00	210,00
00604002	12X1	16,5	123,00	330,00
00604003	18X1	17,5	181,00	465,00
00604004	24X1	21,5	252,00	610,00
00604005	30X1	25,0	288,00	770,00
00604006	7X1+17X0,75	21,0	193,00	593,00
00604007	7X1+23X0,75	23,6	236,00	750,00

BKKYSTFUY

Part N°	N° of cores x cross-sec. mm ²	Outer diameter ca. mm	Copper weight kg/km	Weight ca. kg/km
00606001	28X1+2X0,5	23,5	305,30	740,00

Further dimensions available on request

BKKYSSTUY

Part N°	N° of cores x cross-sec. mm ²	Outer diameter ca. mm	Copper weight kg/km	Weight ca. kg/km
00609001	18X1	17,5	181,00	390,00
00609002	24X1	20,2	252,00	515,00
00609003	30X1	23,2	288,00	736,00

BKKYSTCUY

Part N°	N° of cores x cross-sec. mm ²	Outer diameter ca. mm	Copper weight kg/km	Weight ca. kg/km
00619001	3X2X0,75	14,2	105,00	155,00
00619002	37X1	14,5	108,00	165,00

Further dimensions available on request

BKKYSTCY

Part N°	N° of cores x cross-sec. mm ²	Outer diameter ca. mm	Copper weight kg/km	Weight ca. kg/km
00607001	4X0,75	o. r.	69,00	102,00
00607002	7X0,75	10,0	106,00	181,00
00607003	12X0,75	15,9	159,00	300,00

BKKYSTFCUY

Part N°	N° of cores x cross-sec. mm ²	Outer diameter ca. mm	Copper weight kg/km	Weight ca. kg/km
00608001	328X1+2X0,5	25,0	412,80	785,00

Further dimensions available on request

BKKYSTCUY

Part N°	N° of cores x cross-sec. mm ²	Outer diameter ca. mm	Copper weight kg/km	Weight ca. kg/km
00619001	3X2X0,75	14,2	105,00	155,00
00619002	37X1	14,5	108,00	165,00

Lift control cables with suspension strand

BKYMHY-KT-OZ/JZ

PVC control cables with suspension strand

Technical data

Temperature range

flexing -30° C to +70° C

Nominal voltage $U_0/U = 300/500$ V

Application

For use as control or feeder cables in lifts and hoists. Applicable under extreme conditions. Also ideally suited for installation in conveyor systems and manual control units.



Part N°	N° of cores x cross-sec. mm²	Outer diameter ca. mm	Copper weight kg/km	Weight ca. kg/km	Part N°	N° of cores x cross-sec. mm²	Outer diameter ca. mm	Copper weight kg/km	Weight ca. kg/km
00613017	18X1	16,5	173,00	388,00	00613010	4X2,5	14,5	96,00	230,00
00613005	4X1,5	12,5	58,00	160,00	00613020	5X2,5	12,4	120,00	336,00
00613006	6X1,5	12,5	87,00	181,00	00613011	6X2,5	13,4	144,00	271,00
00613007	7X1,5	13,0	101,00	209,00	00613012	7X2,5	5,5	168,00	319,00
00613008	8X1,5	14,5	115,00	252,00	00613013	8X2,5	17,5	192,00	374,00
00613009	10X1,5	17,0	144,00	330,00					
00613001	12X1,5	18,5	173,00	382,00					
00613015	18X1,5	19,0	259,00	482,00					
00613003	24X1,5	21,0	360,00	652,00					
00613004	30X1,5	24,5	432,00	847,00					

Further dimensions available on request

Lift control cables with suspension strand

BKSTN

neoprene control cables with suspension strand

Other colours on request

Technical data

adapted to DIN VDE 0250 part 807 and DIN VDE 0282 part 807 and 808 with strain bearing support strand

Temperature range

flexing -30° C to +70° C

fixed installation -40° C to +70° C

Nominal voltage $U_0/U = 450/750$ V

Test voltage 3000 V

Minimum bending radius

10 x cable diam.

Application

As a robust and weather-resistant cable for machines, equipment and appliances, which are constantly exposed to the weather conditions (building machineries, conveyor and hoist systems, dry docks etc.). Applicable as control and power cable in dry, damp and wet areas for wall- and push-button panels. Ozone-resistant core insulation, chloroprene outer jacket, hardly flammable and abrasion-resistant. The central supporting element is resistant.



BKSTN

Part N°	N° of cores x cross-sec. mm²	Outer diameter ca. mm	Copper weight kg/km	Weight ca. kg/km	Part N°	N° of cores x cross-sec. mm²	Outer diameter ca. mm	Copper weight kg/km	Weight ca. kg/km
00601036	3x1	8,3	31,00	110,00	00601039	3X2,5	10,2	74,00	173,00
00601001	7x1	12,9	72,00	205,00	00601020	4x2,5	11,6	102,80	210,00
00601002	9x1	14,4	91,00	275,00	00601021	5x2,5	12,4	135,00	256,00
00601003	12x1	18,5	124,00	390,00	00601022	7x2,5	16,6	207,50	380,00
00601004	16x1	17,9	165,00	433,00	00601023	8x2,5	18,9	229,00	542,00
00601005	18x1	19,2	194,00	472,00	00601024	12x2,5	23,3	341,00	691,00
00601006	24x1	22,1	261,00	651,00	00601025	18x2,5	24,4	432,00	880,00
00601007	36x1	26,1	400,00	900,00	00601026	24x2,5	28,5	598,00	1.222,00
00601037	48x1	29,6	461,00	1.220,00	00601027	37x2,5	31,0	1.030,00	2.250,00
00601008	54x1	31,6	518,00	1.320,00	00601028	4x4	15,2	157,00	400,00
00601009	61x1	32,9	586,00	1.494,00	00601029	5x4	16,8	198,00	430,00
00601010	3x1,5	8,7	46,00	120,00	00601030	4x6	16,8	244,00	445,00
00601011	4x1,5	9,9	62,00	150,00	00601031	5x6	19,2	296,00	560,00
00601012	5x1,5	10,9	78,00	181,00	00601032	4x10	21,8	296,00	720,00
00601013	7x1,5	14,0	109,00	270,00	00601033	5x10	24,6	497,00	920,00
00601014	8x1,5	15,2	122,00	310,00	00601034	4x16	25,4	635,00	1.020,00
00601015	9x1,5	15,9	140,00	400,00	00601035	5x16	28,0	795,00	1.250,00
00601016	12x1,5	19,9	182,00	510,00					
00601017	18x1,5	20,9	288,00	600,00					
00601038	19x1,5	21,7	292,00	670,00					
00601018	24x1,5	23,4	374,00	818,00					
00601019	42x1,5	30,0	677,00	1.380,00					

Further dimensions available on request

Lift control cables with suspension strand

BKSTCN - Cu-screened

neoprene control cables with suspension strand

Other colours on request

Technical data

adapted to DIN VDE 0250 part 807 and DIN VDE 0282 part 807 and 808 with strain bearing support strand

Temperature range

flexing -30° C to +70° C

fixed installation -40° C to +70° C

Nominal voltage $U_0/U = 450/750$ V

Test voltage 3000 V

Minimum bending radius

10 x cable diam.

Application

As a robust and weather-resistant cable for machines, equipment and appliances, which are constantly exposed to the weather conditions (building machineries, conveyor and hoist systems, dry docks etc.). Applicable as control and power cable in dry, damp and wet areas for wall- and push-button panels. Ozone-resistant core insulation, chloroprene outer jacket, hardly flammable and abrasion-resistant. The central supporting element is resistant.



BKSTCN

Part N°	N° of cores x cross-sec. mm ²	Outer diameter ca. mm	Copper weight kg/km	Weight ca. kg/km
00602001	6x0,5	11,5	80,70	180,00
00602002	6x0,75	12,0	80,70	205,00
00602003	4x1	11,5	74,00	185,00
00602004	7x1	15,0	187,50	300,00
00602005	12x1	20,5	201,20	545,00
00602007	18x1	21,0	287,50	630,00
00602008	24x1	25,0	394,80	900,00
00602006	6x1,5	15,0	126,00	430,00

Further dimensions available on request

Lift control cables with suspension strand BKYSLTÖ, BKYSLTÖ with integrated fibre-optics flexible number coded cables for Gravity-Fed Collector Basket operation

Technical data

Rated voltage $U_0/U = 300/500$ V

Maximum permissible operating voltage in AC systems

$U_0/U = 313/550$ V

Maximum permissible operating voltage in DC systems

$U_0/U = 413/825$ V

AC test voltage

2 kV over 5 min.

Current carrying capacity

acc. to DIN VDE 0298, part 4

Application

Feeder cable for load-lifting equipment like spreader with high mechanical stress in Gravity-Fed Collector Basket operation. Unrestricted outdoor and indoor use, resistant to ozone, UV-radiation and moisture. Cable must be laid into the basket in a counter-clockwise direction.



BKYSLTÖ

Part N°	N° of cores x cross-sec. mm ²	Outer diameter ca. mm	Copper weight kg/km	Weight ca. kg/km
00616001	48X1	35,5	461,00	2.190,00
00616002	30X2,5	35,5	720,00	2.300,00
00616003	36X2,5	39,0	864,00	2.740,00
00616004	42X2,5	42,5	1.008,00	3.460,00
00616005	20X3,5	33,0	673,00	2.000,00
00616006	24X3,5	35,0	807,00	2.510,00
00616007	30X3,5	37,9	1.008,00	2.970,00
00616008	36X3,5	41,9	1.210,00	3.950,00
00616009	42X3,5	46,4	1.410,00	5.020,00

BKYSLTÖ with integrated fibre-optics

Part N°	N° of cores x cross-sec. mm ²	Outer diameter ca. mm	Copper weight kg/km	Weight ca. kg/km
00617001	32X3,5+4x1 LWL	40,4	1.076,00	3.750,00

Thermal parameters

Ambient temperature

fully flexible operation -20° C to +60° C

fixed installation -20° C to +60° C

Maximum permissible operating temperature

of the conductor 70° C

Maximum permissible short-circuit temperature

of the conductor 150° C

Further dimensions available on request

Rubber-insulated cables

H05RR-F, H05RN-F rubber-sheathed cable

Technical data

rubber insulation acc. to DIN VDE 0282 part 4,
HD 22.4 S3 = IEC 60245-4

Temperature range

-30° C to +60° C

Permissible operating temperature

at conductor 60° C

Nominal voltage $U_0/U = 300/500$ V

Max. operating voltage

three-phase and one-phase $U_0/U = 318/550$ V

direct current-system $U_0/U = 413/825$ V

Test voltage 2000 V

Minimum bending radius

approx. 7,5 x cable 1

Behavior in fire acc. to DIN VDE 0472 part 804 test method B
and IEC 60332-1

ozone-resistant, oils and fat are allowed to come in touch

Application

H05RR-F acc. to DIN VDE 0282, part 4.

Suitable for connecting electrical appliances like vacuum cleaner, kitchen appliances, soldering irons etc.. For medium mechanical stress in households and offices and also for fixed installation in partition walls, furniture, decoration coverings and hollow spaces of prefabricated building parts. For use in the open for short time, industries or agriculture plants and for connecting commercial electrical tools.

H05RN-F acc. to DIN VDE 0282, part 4.

Suitable for connecting electrical equipment with low mechanical stress in dry, damp and wet areas as well as in the open, e.g. as a connection cable for horticulture tools. These cables may have contact with fat and oils (e.g. deep fryer).

They are also suitable for fixed installation, e.g. in furniture, decoration coverings, partition walls and in hollow spaces of prefabricated building parts. The installation in hazardous areas is allowed.



H05RR-F

Part N°	N° of cores x cross-sec. mm²	Outer diameter ca. mm	Copper weight kg/km	Weight ca. kg/km	Part N°	N° of cores x cross-sec. mm²	Outer diameter ca. mm	Copper weight kg/km	Weight ca. kg/km
01901001	2X0,75	6,2	14,40	60,00	01901003	4G0,75	9,6	29,00	90,00
01901004	2X1	6,8	19,20	73,00	01901006	4G1	10,0	38,00	105,00
01901007	2X1,5	8,2	29,00	115,00	01901009	4G1,5	12,5	58,00	165,00
01901011	2X2,5	9,5	48,00	160,00	01901013	4G2,5	14,0	96,00	235,00
01901002	3G0,75	8,8	21,60	75,00	01901010	5G1,5	13,5	72,00	190,00
01901005	3G1	9,2	29,00	85,00	01901014	5G2,5	15,5	120,00	285,00
01901008	3G1,5	11,0	43,00	135,00					
01901012	3G2,5	13,0	72,00	190,00					

Further dimensions available on request

H05RN-F

Part N°	N° of cores x cross-sec. mm²	Outer diameter ca. mm	Copper weight kg/km	Weight ca. kg/km
01902001	2X0,75	8,2	14,40	63,00
01902005	2X1	8,8	19,20	75,00
01902002	3G0,75	8,8	21,60	77,00
01902006	3G1	9,2	29,00	88,00
01902001	2X0,75	8,2	14,40	63,00
01902005	2X1	8,8	19,20	75,00
01902002	3G0,75	8,8	21,60	77,00
01902006	3G1	9,2	29,00	88,00

Further dimensions available on request

Rubber-insulated cables

A07RN-F rubber-sheathed cable

harmonized type - VDE approved

Technical data

H07RN-F

acc. to DIN VDE 0282 part 4, HD 22.4 S3 = IEC 60245-4

A07RN-F acc. to DIN VDE 0282 part 4

Temperature range

-30° C to +60° C

Permissible operating temperature

at conductor +60° C

Nominal voltage $U_0/U = 450/750$ V

Operating voltage

max. permissible in three-phase and one-phase a. c. system

$U_0/U = 476/825$ V

direct current-system $U_0/U = 619/1238$ V

Test voltage 2500 V

Permanent tensile load

max. 15 N/mm² under consideration of total copper cross-sections

Minimum bending radius

for fixed installation 4 x cable diam.

for guiding over roller 7,5 x cable diam.

during winding on drums 5 - 7 x cable diam.

Application

Heavy-duty rubber-sheathed flexible cables, suited for medium mechanical stress in dry, damp and wet areas as well as in the open and in agriculture plants. They are used for equipment in industry works such as boilers, heating plates, hand lamps, electric tools such as drills, circular saws and homework tools as well as for transportable motors or machines at sites. Also suitable for fixed installation on plaster, in temporary buildings and residential barracks. Suitable for direct laying on components and mechanical parts of machines, e.g. cranes and lifts.



Part N°	N° of cores x cross-sec. mm ²	Outer diameter ca. mm	Copper weight kg/km	Weight ca. kg/km	Part N°	N° of cores x cross-sec. mm ²	Outer diameter ca. mm	Copper weight kg/km	Weight ca. kg/km
01905001	3X1,5	10,0	43,00	150,00	01905002	4X1,5	11,5	58,00	190,00
01905049	3X2,5	12,5	72,00	220,00	01905013	4X2,5	14,0	96,00	280,00
01905023	3X4	14,0	115,00	305,00	01905024	4X4	15,5	154,00	390,00
01905027	3X6	15,0	173,00	387,00	01905028	4X6	17,5	230,00	520,00
01905029	3X10	21,0	288,00	722,00					
01905031	3X16	24,5	461,00	1.018,00					
01905033	3X25	28,5	720,00	1.457,00					
01905035	3X35	32,0	1.008,00	1.907,00					
01905037	3X50	37,0	1.440,00	2.580,00					
01905039	3X70	41,5	2.016,00	3.431,00					
01905041	3X95	49,0	2.736,00	4.443,00					
01905043	3X120	54,6	3.456,00	5.182,00					
01905045	3X150	60,5	4.320,00	6.485,00					
01905047	3X185	65,8	5.328,00	7.862,00					

Further dimensions available on request

Rubber-insulated cables

H07RN-F rubber-sheathed cable

harmonized type - VDE approved

Technical data

H07RN-F acc. to DIN VDE 0282 part 4, HD 22.4 S3 = IEC 60245-4

A07RN-F acc. to DIN VDE 0282 part 4

Temperature range

-30° C to +60° C

Permissible operating temperature

at conductor +60° C

Nominal voltage $U_0/U = 450/750$ V

Operating voltage

max. permissible in three-phase and one-phase a. c. system

$U_0/U = 476/825$ V

direct current-system $U_0/U = 619/1238$ V

Test voltage 2500 V

Permanent tensile load

max. 15 N/mm² under consideration of total copper cross-sections

Minimum bending radius

for fixed installation 4 x cable diam.

for guiding over roller 7,5 x cable diam.

during winding on drums 5 - 7 x cable diam.

Application

Heavy-duty rubber-sheathed flexible cables, suited for medium mechanical stress in dry, damp and wet areas as well as in the open and in agriculture plants. They are used for equipment in industry works such as boilers, heating plates, hand lamps, electric tools such as drills, circular saws and homework tools as well as for transportable motors or machines at sites. Also suitable for fixed installation on plaster, in temporary buildings and residential barracks. Suitable for direct laying on components and mechanical parts of machines, e.g. cranes and lifts.



Part N°	N° of cores x cross-sec. mm ²	Outer diameter ca. mm	Copper weight kg/km	Weight ca. kg/km	Part N°	N° of cores x cross-sec. mm ²	Outer diameter ca. mm	Copper weight kg/km	Weight ca. kg/km
01904001	2X1	8,5	19,00	89,00	01904023	1X6	9,0	58,00	129,00
01904002	3G1	9,0	29,00	111,00	01904024	2X6	14,5	115,00	290,00
01904003	4G1	9,5	38,00	129,00	01904025	3G6	15,0	173,00	387,00
01904004	5G1	12,0	48,00	170,00	01904026	4G6	17,5	230,00	514,00
01904005	1X1,5	6,5	14,40	55,00	01904027	5G6	19,5	288,00	640,00
01904006	2X1,5	10,0	29,00	128,00	01904028	1X10	11,1	96,00	200,00
01904008	3G1,5	10,0	43,00	150,00	01904029	3G10	21,0	288,00	716,00
01904009	4G1,5	11,5	58,00	190,00	01904030	4G10	23,0	384,00	898,00
01904010	5G1,5	12,5	72,00	230,00	01904031	5G10	26,0	480,00	1.107,00
01904071	10G1,5	15,0	144,00	333,00	01904032	1X16	12,5	154,00	278,00
01904011	1X2,5	7,0	24,00	72,00	01904033	3G16	24,5	461,00	1.008,00
01904012	2X2,5	11,5	48,00	177,00	01904034	4G16	28,0	614,00	1.253,00
01904013	3G2,5	12,5	72,00	217,00	01904035	5G16	30,5	768,00	1.564,00
01904014	4G2,5	14,0	96,00	269,00	01904036	1X25	14,0	240,00	396,00
01904015	5G2,5	15,0	120,00	329,00	01904037	3G25	28,5	720,00	1.451,00
01904016	1X4	8,0	38,00	99,00	01904038	4G25	32,5	960,00	1.846,00
01904017	2X4	12,7	77,00	240,00	01904039	5G25	36,0	1.200,00	2.291,00
01904020	3G4	14,0	115,00	298,00					
01904021	4G4	15,5	154,00	373,00					
01904022	5G4	17,0	192,00	466,00					

Further dimensions available on request

Rubber-insulated cables

H07RN-F

rubber-sheathed cable

harmonized type - VDE approved

Part N°	N° of cores x cross-sec. mm ²	Outer diameter ca. mm	Copper weight kg/km	Weight ca. kg/km	Part N°	N° of cores x cross-sec. mm ²	Outer diameter ca. mm	Copper weight kg/km	Weight ca. kg/km
01904040	1X35	16,0	336,00	520,00	01904056	1X120	27,0	1.152,00	1.520,00
01904041	3G35	32,0	1.008,00	1.901,00	01904057	3G120	53,5	3.456,00	5.182,00
01904042	4G35	37,5	1.344,00	2.393,00	01904058	4G120	58,0	4.608,00	6.828,00
01904043	5G35	42,7	1.680,00	2.640,00	01904059	1X150	29,0	1.440,00	1.887,00
01904044	1X50	18,5	480,00	719,00	01904060	4G150	65,0	5.760,00	8.319,00
01904045	3G50	37,0	1.440,00	2.580,00	01904061	1X185	30,0	1.776,00	2.274,00
01904046	4G50	43,0	1.920,00	3.284,00	01904062	4G185	69,5	7.104,00	10.062,00
01904047	5G50	49,0	2.400,00	3.700,00	01904063	1X240	32,5	2.304,00	2.955,00
01904048	1X70	21,0	672,00	947,00	01904064	4G240	82,6	9.216,00	13.125,00
01904049	3G70	41,5	2.016,00	3.386,00	01904065	1X300	37,0	2.880,00	3.585,00
01904050	4G70	48,0	2.688,00	4.331,00	01904066	4G300	89,7	11.520,00	16.143,00
01904051	5G70	51,0	3.360,00	5.166,00	01904067	1X400	42,5	3.840,00	4.600,00
01904052	1X95	23,5	912,00	1.230,00	01904068	1X500	46,7	4.800,00	5.550,00
01904053	3G95	49,0	2.736,00	4.400,00					
01904054	4G95	55,0	3.648,00	5.712,00					
01904055	5G95	55,0	4.560,00	5.712,00					

Further dimensions available on request

Rubber-insulated cables

NSSHöu-O

heavy-duty rubber cable for mining working

Technical data

acc. to DIN VDE 0250 part 812,
conductor resistance acc. to DIN VDE 0295

Temperature range

flexing -25° C to +80° C

fixed installation -40° C to +80° C

Permissible operating temperature at conductor +80° C

Nominal voltage $U_0/U = 0,6/1$ kV

Operating voltage

three-phase and one-phase a. c. $U_0/U = 0,69/1,15$ kV

direct current-system $U_0/U = 1,04/1,73$ kV

Test voltage 3000 V

Insulation resistance min. 20 MOhm x km

Tensile strength static load: total cross-section x 15 N/mm²

Minimum bending radius

fixed installation 4 x cable diam.

flexing 10 x cable diam.

without forced operation 15 x cable diam.

Behavior in fire

acc. to DIN VDE 0472 part 804 test method B and IEC60332-1

Application

Suited as a connecting cable for very high mechanical stress. Applicable in underground and surface mining, industrial tools, stone-pits, at building sites, outdoors as well as indoors. Suitable for fixed installation on plaster, in dry, damp and wet zones. A long duration of life under extreme operating conditions is guaranteed. Not suitable for drumming and use in all types of machinery, such as robots, handling units and energy transfer units, where constant mobility is essential. Insulation of a plastic-rubber compound on EPR basis improves the resistance to ozone in order to avoid the formation of cracks due to ozone and insulation damage in switch-boards.



NSSHöu-O

Part N°	N° of cores x cross-sec. mm ²	Outer diameter ca. mm	Copper weight kg/km	Weight ca. kg/km	Part N°	N° of cores x cross-sec. mm ²	Outer diameter ca. mm	Copper weight kg/km	Weight ca. kg/km
01913031	1X16	13,5	154,00	260,00	01913001	2X1,5	14,5	29,00	190,00
01913036	1X25	16,5	240,00	400,00	01913007	2X2,5	15,8	48,00	250,00
01913040	1X35	18,0	336,00	500,00	01913016	2X4	17,3	77,00	270,00
01913042	1X50	20,0	480,00	680,00	01913022	2X6	22,0	115,00	280,00
01913045	1X70	22,0	672,00	910,00	01913032	2X16	27,0	307,00	740,00
01913048	1X95	25,0	912,00	1.170,00	01913037	2X25	31,0	480,00	975,00
01913051	1X120	27,5	1.152,00	1.470,00	01913008	3X2,5	16,5	72,00	280,00
01913054	1X150	30,0	1.440,00	1.740,00	01913017	3X4	20,0	115,00	420,00
01913055	1X185	32,0	1.776,00	2.215,00	01913024	3X6	22,0	173,00	520,00
01913056	1X240	36,0	2.304,00	2.830,00	01913027	3X10	25,0	288,00	800,00
01913057	1X300	41,0	2.880,00	3.460,00	01913009	4X2,5	19,0	96,00	370,00
Further dimensions available on request					01913021	5X4	23,0	192,00	560,00

Rubber-insulated cables

NSSHöu-J

heavy-duty rubber cable for mining working

Technical data

acc. to DIN VDE 0250 part 812,
conductor resistance acc. to DIN VDE 0295

Temperature range

flexing -25° C to +80° C
fixed installation -40° C to +80° C

Permissible operating temperature at conductor +80° C

Nominal voltage $U_0/U = 0,6/1$ kV

Operating voltage

three-phase and one-phase a. c. $U_0/U = 0,69/1,15$ kV
direct current-system $U_0/U = 1,04/1,73$ kV

Test voltage 3000 V

Insulation resistance min. 20 MOhm x km

Tensile strength static load: total cross-section x 15 N/mm²

Minimum bending radius

fixed installation 4 x cable diam.

flexing 10 x cable diam.

without forced operation 15 x cable diam.

Behavior in fire

acc. to DIN VDE 0472 part 804 test method B and IEC60332-1

Application

Suited as a connecting cable for very high mechanical stress. Applicable in underground and surface mining, industrial tools, stone-pits, at building sites, outdoors as well as indoors. Suitable for fixed installation on plaster, in dry, damp and wet zones. A long duration of life under extreme operating conditions is guaranteed. Not suitable for drumming and use in all types of machinery, such as robots, handling units and energy transfer units, where constant mobility is essential. Insulation of a plastic-rubber compound on EPR basis improves the resistance to ozone in order to avoid the formation of cracks due to ozone and insulation damage in switch-boards.



NSSHöu- J

Part N°	N° of cores x cross-sec. mm ²	Outer diameter ca. mm	Copper weight kg/km	Weight ca. kg/km	Part N°	N° of cores x cross-sec. mm ²	Outer diameter ca. mm	Copper weight kg/km	Weight ca. kg/km
01913002	3X1,5	12,5	43,00	200,00	01913043	3X50/25	42,0	1.680,00	2.700,00
01913008	3X2,5	16,5	72,00	280,00	01913046	3X70/35	51,0	2.352,00	4.450,00
01913018	3X4	20,0	115,00	420,00	01913049	3X95/50	59,0	3.216,00	5.870,00
01913023	3X6	22,0	173,00	520,00	01913052	3X120/70	64,0	4.128,00	7.340,00
01913028	3X10	25,0	288,00	800,00	01913004	5X1,5	14,0	72,00	280,00
01913033	3X16	28,0	461,00	970,00	01913010	5X2,5	17,5	120,00	410,00
01913003	4X1,5	13,0	58,00	230,00	01913020	5X4	23,0	192,00	560,00
01913011	4X2,5	19,0	96,00	370,00	01913026	5X6	22,0	288,00	740,00
01913019	4X4	18,0	154,00	470,00	01913030	5X10	26,0	480,00	1.070,00
01913025	4X6	19,5	230,00	580,00	01913035	5X16	34,0	768,00	1.670,00
01913029	4X10	24,0	384,00	940,00	01913039	5X25	42,0	1.200,00	2.460,00
01913034	4X16	28,5	614,00	1.400,00	1913005	7X1,5	45,4	101,00	470,00
01913038	4X25	34,0	960,00	2.000,00	1913012	7X2,5	o. r.	168,00	600,00
01913041	4X35	38,0	1.344,00	2.700,00	1913006	10X1,5	o. r.	144,00	570,00
01913044	4X50	45,0	1.920,00	3.700,00	01913043	10X2,5	42,0	240,00	790,00
01913047	4X70	54,0	2.688,00	4.310,00	1913014	12X2,5	o. r.	288,00	860,00
01913050	4X95	57,6	3.648,00	5.715,00	1913015	18X2,5	o. r.	432,00	1.240,00
01913053	4X120	64,0	4.608,00	7.245,00					

Further dimensions available on request

Rubber-insulated cables

H01N2-D, H01N2-E ultraflexible welding cable

harmonized type

Technical data

acc. to DIN VDE 0282 part 6 or HD 22.6 S2

Temperature range

flexing -25° C to 80° C

fixed installation -40° C to +80° C

Permissible working temperature

at conductor +85° C

Nominal voltage 100 V

Test voltage 1000 V

Application

For use between welding generators and hand-electrode in the automobile industry, shipbuilding, transport and conveyor systems, tool making machineries, welding robots. Retaining the high flexibility even under influence of ozone, oxygen, light, aggressive gases, oil and petrol. Resistant to cold, heat, and flames. Suitable for use in open spaces, dry and damp conditions.



H01N2-D					H01N2-E				
Part N°	N° of cores x cross-sec. mm²	Outer diameter ca. mm	Copper weight kg/km	Weight ca. kg/km	Part N°	N° of cores x cross-sec. mm²	Outer diameter ca. mm	Copper weight kg/km	Weight ca. kg/km
01907001	1X10	9,4	96,00	135,00	01908003	1X25	13,0	240,00	310,00
01907002	1X16	11,5	154,00	220,00	01908004	1X35	14,5	336,00	410,00
01907003	1X25	13,0	240,00	310,00	01908005	1X50	17,0	480,00	570,00
01907004	1X35	14,5	366,00	410,00	01908006	1X70	19,5	672,00	790,00
01907005	1X50	17,0	480,00	570,00	01908007	1X95	22,0	912,00	1.050,00
01907006	1X70	19,5	672,00	790,00	01908008	1X120	24,0	1.152,00	1.330,00
01907007	1X95	22,0	912,00	1.050,00	01908009	1X150	26,0	1.440,00	o. r.
01907008	1X120	24,0	1.152,00	1.330,00	01908010	1X185	28,9	1.776,00	o. r.
01907009	1X150	26,0	1.440,00	1.590,00					
01907010	1X185	28,0	1.776,00	1.910,00					

Further dimensions available on request

Rubber-insulated cables

NSGAFöu - 1,8/3 kV - 3,6/6 kV

special rubber-insulated cable short-circuit and short-circuit to earth safe up to 1000 V

harmonized type

Technical data

acc. to DIN VDE 0250 part 602

Temperature range

flexing -25° C to + 80° C

fixed installation -40° C to +80° C

Permissible operating temperature at conductor +90° C

Nominal voltage $U_0/U = 1,8/3$ kV

max. permissible operating voltage for three-phase and one-phase alternating current operation $U_0/U = 2,16/3,6$ kV

for direct current operation $U_0/U = 2,7/5,4$ kV

Test voltage 6 kV

Minimum bending radius

approx. 5 x cable diam.

Application

Particularly suitable for protection against short-circuits in laying and for inherently earth-fault-proof routing in rail vehicles and buses. Suitable for laying in dry zones.



NSGAFöu - 1,8/3 kV

NSGAFöu - 3,6/6 kV

Part N°	N° of cores x cross-sec. mm ²	Outer diameter ca. mm	Copper weight kg/km	Weight ca. kg/km	Part N°	N° of cores x cross-sec. mm ²	Outer diameter ca. mm	Copper weight kg/km	Weight ca. kg/km
01909001	1X1,5	7,0	14,40	55,00	01914001	1X1,5	8,4	14,40	97,00
01909002	1X2,5	7,5	24,00	65,00	01914002	1X2,5	9,0	24,00	108,00
01909003	1X4	9,0	38,00	85,00	01914003	1X4	9,6	38,00	130,00
01909004	1X6	9,5	58,00	110,00	01914004	1X6	10,2	58,00	160,00
01909005	1X10	11,0	96,00	160,00	01914005	1X10	11,3	96,00	250,00
01909006	1X16	13,0	154,00	240,00	01914006	1X16	12,5	154,00	310,00
01909007	1X25	15,0	240,00	365,00	01914007	1X25	14,4	240,00	440,00
01909008	1X35	16,5	336,00	475,00	01914008	1X35	15,6	336,00	540,00
01909009	1X50	18,0	480,00	640,00	01914009	1X50	16,9	480,00	700,00
01909010	1X70	20,5	672,00	850,00	01914010	1X70	18,7	672,00	920,00
01909011	1X95	24,0	912,00	1.110,00	01914011	1X95	21,0	912,00	1.180,00
01909012	1X120	26,0	1.152,00	1.350,00	01914012	1X120	25,0	1.152,00	1.500,00
01909013	1X150	28,0	1.440,00	1.650,00	01914013	1X150	27,0	1.440,00	1.800,00
01909014	1X185	31,0	1.776,00	2.000,00	01914014	1X185	29,0	1.776,00	2.110,00
01909015	1X240	34,5	2.304,00	2.600,00	01914015	1X240	34,5	2.304,00	2.412,00
01909016	1X300	37,5	2.880,00	3.090,00					

Further dimensions available on request

Heat-resistant cables

BKSiD, BKSiF
A05SJ-U, H05SJ-K - DIN VDE - HAR
silicone single cores halogen-free
BKSiFZü silicone ignition cable halogen-free

Technical data
Temperature range
 -50° C up to +180° C
Rated voltage $U_0/U = 300/500$ V
Test voltage 2000 V

Application
 Preferably used in metallurgical industries, steel works, hot-rolling mills, etc.. Insulation consists of silicone rubber, resistant to vegetable and animal fat, many types of oil and diluted acids. Oxygen- and ozone-resistant insulation. SiFZü for wiring of ignition systems at high ambient temperatures like traffic, automotive and mechanical engineering.



BKSiD, BKSiF



A05SJ-U, H05SJ-K



BKSiFZü

BKSiD					BKSiF				
Part N°	N° of cores x cross-sec. mm²	Outer diameter ca. mm	Copper weight kg/km	Weight ca. kg/km	Part N°	N° of cores x cross-sec. mm²	Outer diameter ca. mm	Copper weight kg/km	Weight ca. kg/km
00901004	0,5	2,0	4,80	8,00	00903001	0,25	1,0	2,40	5,00
00901039	0,75	2,1	7,20	10,00	00903107	0,5	1,1	4,80	8,00
00901008	1	2,3	9,60	13,00	00903093	1	2,5	9,60	14,00
00901040	1,5	2,5	14,40	18,00	00903116	2,5	3,4	24,00	30,00
00901020	2,5	3,2	24,00	29,00	00903032	4	4,2	38,00	48,00
00901041	4	3,9	38,00	45,00	00903127	6	5,2	58,00	71,00
00901042	6	4,4	58,00	65,00	00903042	10	7,0	96,00	120,00
00901004	0,5	2,0	4,80	8,00	00903126	16	8,4	154,00	188,00
00901039	0,75	2,1	7,20	10,00	00903055	50	13,9	480,00	560,00
					00903056	70	16,0	672,00	767,00
					00903058	95	18,4	912,00	1.032,00
					00903060	120	20,0	1.152,00	1.286,00
					00903094	150	23,0	1.440,00	1.565,00
					00903110	185	24,9	1.776,00	1.858,00
					00903063	240	27,4	2.400,00	2.450,00

Further dimensions available on request

Heat-resistant cables

BKSiD, BKSiF

A05SJ-U, H05SJ-K - DIN VDE - HAR

silicone single cores halogen-free

BKSiFZü silicone ignition cable halogen-free

A05SJ-U

Part N°	N° of cores x cross-sec. mm ²	Outer diameter ca. mm	Copper weight kg/km	Weight ca. kg/km
00904011	25	10,8	240,00	303,00
00904013	35	12,1	336,00	413,00
00904016	50	14,4	480,00	578,00
00904017	70	18,0	672,00	794,00
00904018	95	19,5	912,00	1.070,00
00904019	120	20,5	1.152,00	1.350,00

Further dimensions available on request

H05SJ-K

Part N°	N° of cores x cross-sec. mm ²	Outer diameter ca. mm	Copper weight kg/km	Weight ca. kg/km
00904001	0,25	2,4	2,40	8,00
00904002	0,5	2,6	4,80	13,00
00904003	0,75	2,9	7,20	16,00
00904004	1	3,0	9,60	18,00
00904005	1,5	3,3	14,40	24,00
00904006	2,5	3,9	24,00	36,00
00904007	4	4,7	38,00	53,00
00904008	6	5,7	58,00	77,00
00904009	10	7,5	96,00	129,00
00904010	16	8,9	154,00	198,00
00904012	25	10,8	240,00	303,00
00904014	35	12,1	336,00	413,00
00904015	50	14,4	480,00	578,00

BKSiFZü

Part N°	N° of cores x cross-sec. mm ²	Outer diameter ca. mm	Copper weight kg/km	Weight ca. kg/km
00906001	1	7,5	9,60	56,00
00906003	1,5	8,5	14,40	68,00
00906009	2,5	6,6	24,00	92,00

Further dimensions available on request

Heat-resistant cables

BKSiFZw

silicone twin cable halogen-free

Technical data

Temperature range

-50° C up to +180° C

Rated voltage $U_0/U = 380$ V

Test voltage 2000 V

Application

For internal wiring of lighting and appliances at high ambient temperatures.



Part N°	N° of cores x cross-sec. mm ²	Outer diameter ca. mm	Copper weight kg/km	Weight ca. kg/km
00911001	2X0,5	o. r.	9,60	16,00
00911002	2X0,75	o. r.	14,40	22,00
00911003	2X1	o. r.	19,00	27,00
00911004	2X1,5	o. r.	29,00	38,00

Further dimensions available on request

Heat-resistant cables

BKSiHF

silicone multi core cable halogen-free

Technical data

Temperature range

-50° C up to +180° C

Rated voltage $U_0/U = 300/500$ V

Test voltage 2000 V

Application

Developed for use in industrial areas with increased temperature requirements like mechanical engineering, lighting industries, glass, ceramic and steel fabrication.



Part N°	N° of cores x cross-sec. mm²	Outer diameter ca. mm	Copper weight kg/km	Weight ca. kg/km	Part N°	N° of cores x cross-sec. mm²	Outer diameter ca. mm	Copper weight kg/km	Weight ca. kg/km
00907065	4X0,5	5,2	19,20	56,00	00907035	2X2,5	9,3	48,00	134,00
00907066	5X0,5	5,9	24,00	66,00	00907034	3X2,5	9,7	72,00	152,00
00907067	7X0,5	7,6	33,60	84,00	00907036	4X2,5	17,0	96,00	188,00
00907086	12X0,5	9,8	576,00	141,00	00907037	5X2,5	11,7	120,00	228,00
00907001	2X0,75	6,4	14,40	53,00	00907039	6X2,5	12,7	144,00	269,00
00907003	3X0,75	6,8	21,60	63,00	00907040	7X2,5	12,7	168,00	293,00
00907004	4X0,75	7,8	29,00	83,00	00907041	12X2,5	16,2	288,00	490,00
00907005	5X0,75	8,5	36,00	101,00	00907070	2X4	10,8	77,00	180,00
00907006	6X0,75	9,2	43,00	115,00	00907043	3X4	11,4	115,00	224,00
00907007	7X0,75	9,2	50,00	124,00	00907044	4X4	12,5	154,00	295,00
00907068	2X1	6,7	19,00	59,00	00907031	5X4	14,4	192,00	359,00
00907009	3X1	7,5	29,00	77,00	00907045	6X4	15,6	230,00	442,00
00907010	4X1	8,1	38,00	94,00	00907046	7X4	15,6	269,00	479,00
00907083	4X1	8,1	38,00	94,00	00907047	2X6	12,2	115,00	274,00
00907011	5X1	8,9	48,00	115,00	00907048	3X6	13,0	173,00	338,00
00907012	6X1	9,6	58,00	134,00	00907049	4X6	14,2	230,00	441,00
00907013	7X1	9,6	67,00	144,00	00907050	5X6	16,2	288,00	535,00
00907087	12X1	11,5	115,20	231,00	00907051	6X6	17,7	346,00	631,00
00907014	2X1,5	7,6	29,00	81,00	00907052	7X6	17,7	403,00	685,00
00907015	3X1,5	8,0	43,00	98,00	00907053	4X10	19,8	384,00	707,00
00907033	4X1,5	8,6	58,00	148,00	00907054	4X16	22,2	614,00	989,00
00907016	5X1,5	9,6	72,00	147,00	00907055	4X25	27,7	960,00	1.446,00
00907017	6X1,5	10,4	86,00	173,00	00907071	2X10	17,6	192,00	400,00
00907018	7X1,5	10,4	101,00	187,00	00907057	3X10	18,7	288,00	620,00
00907019	8X1,5	11,6	115,00	213,00	00907058	5X10	22,5	480,00	900,00
00907020	10X1,5	13,1	144,00	263,00	00907072	2X16	20,4	308,00	400,00
00907021	12X1,5	13,6	173,00	314,00	00907060	3X16	22,0	462,00	500,00
00907028	13X1,5	13,9	187,20	341,00	00907061	5X16	26,7	770,00	850,00
00907022	14X1,5	14,8	202,00	379,00	00907062	4X35	32,8	1.344,00	2.100,00
00907023	16X1,5	16,2	231,00	438,00					
00907024	18X1,5	17,0	259,00	490,00					
00907025	20X1,5	17,5	288,00	527,00					
00907026	24X1,5	20,4	346,00	613,00					
00907027	25X1,5	o. r.	360,00	705,00					

Further dimensions available on request

Heat-resistant cables

H05SS-F - DIN VDE - HAR

silicone multi core cable halogen-free

Technical data

Temperature range

-50° C up to +180° C

Rated voltage $U_0/U = 300/500$ V

Test voltage 2000 V

Application

Developed for use in industrial areas with increased temperature requirements like mechanical engineering, lighting industries, glass, ceramic and steel fabrication.



Part N°	N° of cores x cross-sec. mm²	Outer diameter ca. mm	Copper weight kg/km	Weight ca. kg/km
00936003	2x0,75	6,4	14,40	59,30
00936004	3x0,75	7,0	21,60	74,00
00936005	4x0,75	7,6	28,80	90,30
00936006	5x0,75	8,5	36,00	113,30
00936021	6X0,75	9,6	43,00	135,00
00936007	2x1	6,8	19,20	69,80
00936008	3x1	7,2	28,80	84,00
00936009	4x1	7,9	38,40	103,10
00936010	5x1	8,8	48,00	129,40
00936011	2x1,5	8,4	28,80	105,80
00936002	3x1,5	8,9	43,20	127,60
00936012	4x1,5	9,9	57,60	161,80
00936013	5x1,5	10,9	72,00	196,80
00936014	2x2,5	9,8	48,00	151,70
00936015	3x2,5	10,4	72,00	185,50
00936001	4x2,5	11,6	96,00	235,60
00936016	5x2,5	12,9	120,00	293,60
00936017	3x4	12,3	115,20	270,70
00936018	3x6	14,0	172,80	368,60

Further dimensions available on request

Heat-resistant cables

BKSiF-Cu-Si - EMC-suitable Cu-screened silicone multi core cable halogen-free

Technical data

Temperature range


-50° C up to +180° C

Rated voltage $U_0/U = 300/500$ V

Test voltage 2000 V

Application

Developed for use in industrial areas with increased temperature requirements like mechanical engineering, lighting industries, glass, ceramic and steel fabrication.



Part N°	N° of cores x cross-sec. mm²	Outer diameter ca. mm	Copper weight kg/km	Weight ca. kg/km	Part N°	N° of cores x cross-sec. mm²	Outer diameter ca. mm	Copper weight kg/km	Weight ca. kg/km
00914001	2X0,5	6,8	25,70	56,00	00914028	2X1,5	8,8	66,40	107,00
00914002	3X0,5	7,1	30,80	67,00	00914029	3X1,5	9,2	81,30	131,00
00914003	4X0,5	7,8	48,10	86,00	00914030	4X1,5	9,9	98,50	157,00
00914004	5X0,5	8,3	56,80	102,00	00914031	5X1,5	10,8	122,20	194,00
00914005	7X0,5	8,9	71,30	123,00	00914033	7X1,5	11,6	155,80	239,00
00914006	10X0,5	10,8	98,90	166,00	00914034	10X1,5	14,8	213,00	339,00
00914007	12X0,5	11,1	108,20	184,00	00914035	12X1,5	15,2	242,60	386,00
00914008	16X0,5	12,1	132,90	229,00	00914036	16X1,5	17,4	394,50	523,00
00914009	18X0,5	23,1	143,70	262,00	00914037	18X1,5	18,2	365,80	577,00
00914010	2X0,75	7,6	42,90	75,00	00914038	2X2,5	10,0	89,10	141,00
00914011	3X0,75	7,9	50,90	89,00	00914039	3X2,5	10,5	121,90	184,00
00914012	4X0,75	8,5	61,30	105,00	00914040	4X2,5	11,4	146,90	222,00
00914013	5X0,75	9,1	74,00	152,00	00914041	5X2,5	12,3	176,60	272,00
00914014	7X0,75	9,8	91,10	192,00	00914032	7X2,5	13,8	226,90	351,00
00914015	10X0,75	12,0	127,90	208,00					
00914016	12X0,75	12,3	142,90	233,00					
00914017	16X0,75	13,9	182,60	307,00					
00914018	18X0,75	14,8	198,20	337,00					
00914019	2X1	7,8	48,20	82,00					
00914020	3X1	8,1	60,60	100,00					
00914021	4X1	8,7	75,90	121,00					
00914022	5X1	9,4	86,30	142,00					
00914023	7X1	10,1	108,50	173,00					
00914024	10X1	12,4	152,70	238,00					
00914025	12X1	13,1	172,60	280,00					
00914026	16X1	14,4	221,80	355,00					
00914027	18X1	15,1	242,40	391,00					

Further dimensions available on request

Heat-resistant cables

BKSiHF-Cu-Si - EMC-suitable Cu-screened silicone multi core cable halogen-free

Technical data

Temperature range

-50° C up to +180° C

Rated voltage $U_0/U = 300/500$ V

Test voltage 2000 V

Application

Developed for use in industrial areas with increased temperature requirements like mechanical engineering, lighting industries, glass, ceramic and steel fabrication.



Part N°	N° of cores x cross-sec. mm²	Outer diameter ca. mm	Copper weight kg/km	Weight ca. kg/km	Part N°	N° of cores x cross-sec. mm²	Outer diameter ca. mm	Copper weight kg/km	Weight ca. kg/km
00915001	2X0,5	8,6	55,40	108,00	00915046	2X1,5	10,6	87,60	171,00
00915002	3X0,5	8,9	60,70	117,00	00915031	3X1,5	11,2	103,30	198,00
00915003	4X0,5	9,4	66,40	130,00	00915032	4X1,5	11,9	131,60	234,00
00915004	5X0,5	9,9	81,00	153,00	00915033	5X1,5	13,2	148,30	281,00
00915005	7X0,5	10,5	92,20	172,00	00915034	7X1,5	14,2	193,40	344,00
00915006	10X0,5	13,0	123,90	241,00	00915035	10X1,5	17,6	268,30	482,00
00915007	12X0,5	13,3	134,30	262,00	00915036	12X1,5	18,0	298,40	530,00
00915008	16X0,5	14,5	170,10	325,00	00915037	16X1,5	20,0	362,20	660,00
00915011	18X0,5	15,1	181,00	350,00	00915038	18X1,5	20,8	393,91	719,00
00915012	2X0,75	9,2	61,30	123,00	00915047	2X2,5	12,0	122,20	230,00
00915013	3X0,75	9,5	69,10	135,00	00915040	3X2,5	12,9	147,60	275,00
00915014	4X0,75	10,1	86,60	158,00	00915041	4X2,5	14,2	188,60	339,00
00915015	5X0,75	10,7	95,10	179,00	00915042	5X2,5	15,2	214,70	393,00
00915016	7X0,75	11,6	111,30	211,00	00915043	7X2,5	16,8	262,50	488,00
00915017	10X0,75	14,4	165,10	305,00	00915049	4X6	18,8	449,00	781,00
00915018	12X0,75	14,7	180,20	332,00	00915051	4G10	25,7	759,00	1.294,00
00915019	16X0,75	16,5	212,10	416,00	00915052	4G16	28,4	1.180,00	1.988,00
00915020	18X0,75	17,2	228,00	451,00					
00915045	2X1	9,4	66,50	131,00					
00915022	3X1	9,7	86,00	153,00					
00915023	4X1	10,3	96,70	172,00					
00915024	5X1	11,2	108,10	201,00					
00915025	7X1	11,9	141,10	242,00					
00915026	10X1	14,8	189,90	338,00					
00915027	12X1	15,1	209,00	370,00					
00915028	16X1	17,0	251,60	468,00					
00915029	18X1	17,7	297,40	525,00					

Further dimensions available on request

Heat-resistant cables

BKSiHF-P steel wire braid silicone multi core cable halogen-free

Technical data

Temperature range

-50° C up to +180° C

Rated voltage $U_0/U = 300/500$ V

Test voltage 2000 V

Application

Developed for use in industrial areas with increased temperature requirements like mechanical engineering, lighting industries, glass, ceramic and steel fabrication.



Part N°	N° of cores x cross-sec. mm²	Outer diameter ca. mm	Copper weight kg/km	Weight ca. kg/km	Part N°	N° of cores x cross-sec. mm²	Outer diameter ca. mm	Copper weight kg/km	Weight ca. kg/km
00912001	2X0,75	8,4	14,40	90,00	00912028	2X2,5	11,2	48,00	187,00
00912002	3X0,75	8,8	21,60	101,00	00912029	3X2,5	11,7	72,00	205,00
00912003	4X0,75	9,8	29,00	129,00	00912030	4X2,5	12,6	96,00	278,00
00912004	5X0,75	10,5	36,00	157,00	00912031	5X2,5	13,8	120,00	322,00
00912005	6X0,75	11,0	43,00	170,00	00912032	6X2,5	14,8	144,00	351,00
00912006	7X0,75	11,2	50,00	177,00	00912033	7X2,5	14,9	168,00	380,00
00912007	2X1	8,5	19,20	97,00	00912046	12X2,5	18,3	288,00	620,00
00912008	3X1	9,4	29,00	122,00	00912034	2X4	13,0	77,00	272,00
00912009	4X1	9,9	38,00	141,00	00912035	3X4	13,5	115,00	311,00
00912010	5X1	10,9	48,00	166,00	00912036	4X4	15,5	154,00	384,00
00912011	6X1	11,6	58,00	189,00	00912037	5X4	16,5	192,00	460,00
00912012	7X1	11,7	67,00	197,00	00912038	6X4	17,6	230,00	580,00
00912013	2X1,5	9,5	29,00	127,00	00912039	7X4	18,0	269,00	620,00
00912014	3X1,5	10,0	43,00	145,00	00912040	2X6	15,6	115,00	366,00
00912015	4X1,5	10,8	58,00	173,00	00912041	3X6	16,4	173,00	434,00
00912016	5X1,5	11,5	72,00	202,00	00912026	4X6	19,0	230,00	545,00
00912017	6X1,5	12,5	86,00	240,00	00912042	5X6	19,9	288,00	660,00
00912018	7X1,5	12,5	101,00	244,00	00912047	6X6	19,2	346,00	760,00
00912025	8X1,5	13,5	115,00	261,00	00912048	7X6	20,7	403,00	830,00
00912024	10X1,5	15,1	144,00	292,00	00912043	4X10	22,6	384,00	900,00
00912023	12X1,5	16,0	173,00	327,00	00912044	4X16	26,6	614,00	1.215,00
00912022	14X1,5	16,7	202,00	382,00					
00912021	16X1,5	18,2	231,00	403,00					
00912020	18X1,5	19,2	259,00	440,00					
00912019	20X1,5	19,5	288,00	510,00					
00912027	24X1,5	22,0	346,00	600,00					

Further dimensions available on request

Heat-resistant cables

BKSiHF-GL-P glass silk braid steel wire braid silicone multi core cable halogen-free

Technical data

Temperature range

-50° C up to +180° C

Rated voltage $U_0/U = 300/500$ V

Test voltage 2000 V

Application

Developed for use in industrial areas with increased temperature requirements like mechanical engineering, lighting industries, glass, ceramic and steel fabrication.



Part N°	N° of cores x cross-sec. mm²	Outer diameter ca. mm	Copper weight kg/km	Weight ca. kg/km	Part N°	N° of cores x cross-sec. mm²	Outer diameter ca. mm	Copper weight kg/km	Weight ca. kg/km
00908001	2X0,75	7,9	14,40	90,00	00908034	2X4	12,5	77,00	272,00
00908002	3X0,75	8,3	21,60	101,00	00908035	3X4	13,0	115,00	311,00
00908003	4X0,75	9,3	29,00	129,00	00908036	4X4	15,0	154,00	384,00
00908004	5X0,75	10,0	36,00	157,00	00908037	5X4	16,0	192,00	460,00
00908005	6X0,75	10,5	43,00	170,00	00908038	6X4	17,1	230,00	580,00
00908006	7X0,75	10,7	50,00	177,00	00908039	7X4	17,5	269,00	620,00
00908007	2X1	8,0	19,00	97,00	00908050	2X6	15,1	115,00	366,00
00908008	3X1	8,9	29,00	122,00	00908041	3X6	15,9	173,00	434,00
00908009	4X1	9,4	38,00	141,00	00908042	4X6	18,0	230,00	545,00
00908010	5X1	10,4	48,00	166,00	00908043	5X6	19,4	288,00	660,00
00908011	6X1	11,1	58,00	189,00	00908044	6X6	19,2	346,00	760,00
00908012	7X1	11,2	67,00	197,00	00908045	7X6	20,7	403,00	830,00
00908013	2X1,5	9,0	29,00	127,00	00908046	4X10	22,1	384,00	900,00
00908014	3X1,5	9,5	43,00	145,00	00908047	4X16	26,1	614,00	1.215,00
00908015	4X1,5	10,3	58,00	173,00					
00908016	5X1,5	11,0	72,00	202,00					
00908017	6X1,5	12,0	86,00	240,00					
00908018	7X1,5	12,0	101,00	244,00					
00908019	8X1,5	13,0	115,00	261,00					
00908020	10X1,5	14,6	144,00	292,00					
00908021	12X1,5	15,5	173,00	327,00					
00908022	14X1,5	16,2	202,00	382,00					
00908023	16X1,5	17,7	231,00	403,00					
00908024	18X1,5	18,7	259,00	440,00					
00908025	20X1,5	19,0	288,00	510,00					
00908026	24X1,5	21,5	346,00	600,00					
00908027	2X2,5	10,7	48,00	187,00					
00908028	3X2,5	11,2	72,00	205,00					
00908029	4X2,5	12,1	96,00	278,00					
00908030	5X2,5	13,3	120,00	322,00					
00908031	6X2,5	14,3	144,00	351,00					
00908032	7X2,5	14,4	168,00	380,00					
00908033	12X2,5	18,3	288,00	620,00					

Further dimensions available on request

Flat and round cables for festoon systems

(A)05VVH6-F
H05VVH6-F, H07VVH6-F - HAR
PVC flat cable

Technical data

(A)05VVH6-F adapted to DIN VDE 0283 part 2 and 0281 part 404, IEC 60227-6

H05..., H07... acc. to DIN VDE 0283 part 2 and 0281 part 404, IEC 60227-6

Temperature range

flexing -5° C to +70° C

flexing -25° C to +70° C available on request

fixed installation -40° C to +70° C

Nominal voltage

up to 1 mm² U₀/U = 300/500 V

up from 1,5 mm² U₀/U = 450/750 V

Test voltage 3000 V

Minimum bending radius

approx. 10 x cable diam.

Application

Mainly for use as trailing cable for crane installations, floor conveyor systems and shelf control units.



(A)05VVH6-F, H05VVH6-F

Part N°	N° of cores x cross-sec. mm ²	Outer diameter ca. mm	Copper weight kg/km	Weight ca. kg/km
00801001	4G0,75	4,2x13,0	29,00	90,00
00801002	8G0,75	4,2x25,5	58,00	175,00
00801003	12G0,75	4,2x33,5	86,00	230,00
00801016	16G0,75	4,2x45,5	120,00	330,00
00801004	18G0,75	4,2x51,0	130,00	380,00
00801006	24G0,75	4,2x65,0	172,00	490,00
00801007	4G1	4,4x13,5	38,00	105,00
00801008	5G1	4,4x16,0	48,00	120,00
00801009	8G1	4,4x26,5	77,00	205,00
00801010	12G1	4,4x36,0	115,00	300,00
00801011	18G1	4,4x55,0	173,00	450,00
00801012	24G1	4,4x70,0	230,00	590,00

Further dimensions available on request

Flat and round cables for festoon systems

(A)05VVH6-F

H05VVH6-F, H07VVH6-F - HAR

PVC flat cable

H07VVH6-F									
Part N°	N° of cores x cross-sec. mm²	Outer diameter ca. mm	Copper weight kg/km	Weight ca. kg/km	Part N°	N° of cores x cross-sec. mm²	Outer diameter ca. mm	Copper weight kg/km	Weight ca. kg/km
00802001	4G1,5	5,0x14,5	58,00	130,00	00802020	4G4	6,5x20,2	154,00	270,00
00802002	5G1,5	5,0x17,3	72,00	160,00	00802021	5G4	6,5x24,6	192,00	280,00
00802003	7G1,5	5,0x25,3	101,00	230,00	00802022	7G4	6,5x35,6	269,00	480,00
00802004	8G1,5	5,0x27,8	115,00	260,00	00802023	4G6	7,4x22,2	230,00	355,00
00802005	10G1,5	5,0x33,7	144,00	340,00	00802024	5G6	7,4x26,6	288,00	530,00
00802006	12G1,5	5,0x39,5	173,00	385,00	00802025	7G6	7,4x43,0	403,00	750,00
00802007	13G1,5	5,0x43,5	187,00	430,00	00802026	4G10	9,2x27,8	384,00	580,00
00802008	14G1,5	5,0x46,5	202,00	480,00	00802027	5G10	9,2x34,9	480,00	780,00
00802009	16G1,5	5,0x51,9	231,00	510,00	00802028	4G16	10,8x35,5	614,00	905,00
00802010	18G1,5	5,0x59,3	259,00	620,00	00802029	5G16	11,1x43,5	768,00	1.130,00
00802011	24G1,5	5,0x83,0	346,00	790,00	00802030	4G25	13,5x40,8	960,00	1.340,00
00802013	4G2,5	5,7x17,9	96,00	190,00	00802031	5G25	16,0x56,0	1.200,00	1.730,00
00802014	5G2,5	5,7x21,2	120,00	235,00	00802032	4G35	14,8x48,9	1.344,00	1.800,00
00802015	7G2,5	5,7x31,3	168,00	340,00	00802033	4G50	16,5x53,4	1.920,00	2.520,00
00802016	8G2,5	5,7x33,2	192,00	370,00	00802034	4G70	18,0x61,4	2.688,00	3.670,00
00802017	10G2,5	5,9x41,3	240,00	505,00	00802035	4G95	20,5x70,2	3.648,00	4.550,00
00802018	12G2,5	5,7x49,1	288,00	560,00					
00802019	24G2,5	5,7x102,0	576,00	1.100,00					

Further dimensions available on request

Flat and round cables for festoon systems

BKKYFLY PVC flat cable

Technical data


Temperature range

flexing -5° C to +70° C

Nominal voltage $U_0/U = 300/500$ V

Application

Mainly for use as trailing cable for crane installations, floor conveyor systems and shelf control units.



Part N°	N° of cores x cross-sec. mm ²	Outer diameter ca. mm	Copper weight kg/km	Weight ca. kg/km
00806011	5X4X0,5 Bd	7,2x37,2	96,00	402,00
00806001	28X0,5 Bd	7,7x37,4	134,40	440,00
00806002	56X0,5 Bd	11,7x68,6	268,80	1.020,00
00806003	12X0,75	4,2x33,8	86,40	260,00
00806004	18X0,75	4,2x50,2	130,00	438,00
00806005	24X0,75	4,2x62,6	173,00	490,00
00806008	18X1	4,4x53,8	173,00	450,00
00806009	24X1	4,4x70,4	230,40	590,00
00806010	18X1,5	5,2x58,0	259,00	620,00
00806015	6X7X1,5 Bd	o. r.	677,00	1.750,00

Further dimensions available on request

Flat and round cables for festoon systems

BKKYFLCY - Cu-screened PVC flat cable

Technical data

Temperature range
flexing -5° C to +70° C

Nominal voltage $U_0/U = 300/500$ V

Application

Mainly for use as trailing cable for crane installations, floor conveyor systems and shelf control units.



Part N°	N° of cores x cross-sec. mm ²	Outer diameter ca. mm	Copper weight kg/km	Weight ca. kg/km
00807017	5X0,5	4,4x20,4	60,00	100,00
00807018	20X0,5 Bd	7,2x37,4	175,00	439,00
00807019	56X0,5 Bd	11,7x68,5	455,00	1.180,00
00807024	4x1	o. r.	65,00	150,00
00807020	16X1 Bd	o. r.	315,00	500,00
00807002	4X1,5	5,5x18,0	91,00	160,00
00807005	8X1,5	5,5x34,0	220,00	380,00
00807003	12X1,5	5,5x50,5	330,00	569,00
00807006	4X2,5	6,5x21,0	168,00	240,00
00807012	8X2,5	o. r.	385,00	1,00
00807007	4X4	7,5x23,0	208,00	380,00
00807008	4X6	9,0x29,0	325,00	580,00
00807013	4X10	11,0x37,0	518,00	900,00
00807014	4X16	14,0x46,0	720,00	1.280,00
00807027	4X25	o. r.	1.040,00	1.800,00
00807029	4X35	o. r.	1.350,00	2.300,00
00807015	7X2X0,75	9,6x49,0	234,00	730,00
00807016	4X2X1	o. r.	140,00	435,00
00807028	7X3X1	o. r.	275,00	755,00

Further dimensions available on request

Flat and round cables for festoon systems

BKKYFLTCY - Cu-screened PVC flat cable with suspension strands

Technical data

Temperature range

flexing -5° C to +70° C

Nominal voltage $U_0/U = 300/500$ V

Application

Mainly for use as trailing cable for crane installations, floor conveyor systems and shelf control units.



Part N°	N° of cores x cross-sec. mm ²	Outer diameter ca. mm	Copper weight kg/km	Weight ca. kg/km
00808001	20X0,5 Bd	7,2x37,4	175,00	439,00
00808002	8X1 Bd	o. r.	162,00	467,00
00808003	30X1 Bd	11,0x75,0	445,00	1.084,00
00808004	6X2,5	7,2x37,4	270,00	410,00
00808005	4X16 Bd	14,0x46,0	720,00	1.280,00
00808001	20X0,5 Bd	7,2x37,4	175,00	439,00
00808002	8X1 Bd	o. r.	162,00	467,00
00808003	30X1 Bd	11,0x75,0	445,00	1.084,00
00808004	6X2,5	7,2x37,4	270,00	410,00
00808005	4X16 Bd	14,0x46,0	720,00	1.280,00

Further dimensions available on request

Flat and round cables for festoon systems

NGFLGöu neoprene flat cable

Technical data

acc. to DIN VDE 0250 part 809

Temperature range

flexing -25° C to +60° C

fixed installation -40° C to +80° C

Nominal voltage $U_0/U = 300/500$ V

Test voltage 3000 V

Minimum bending radius

approx. 10 x cable diam.

Application

Mainly for use as trailing cable for crane installations, floor conveyor systems and shelf control units. These cables are also available for export with UL-approval.



Part N°	N° of cores x cross-sec. mm²	Outer diameter ca. mm	Copper weight kg/km	Weight ca. kg/km	Part N°	N° of cores x cross-sec. mm²	Outer diameter ca. mm	Copper weight kg/km	Weight ca. kg/km
00810001	4G1,5	6,2x17,5	58,00	160,00	00810027	4G25	16,0x49,5	960,00	1.580,00
00810002	5G1,5	6,2x21,5	72,00	240,00	00810028	5G25	16,0x60,0	1.200,00	2.200,00
00810003	7G1,5	6,2x29,0	101,00	280,00	00810029	7G25	16,0x8,0	1.680,00	2.810,00
00810004	8G1,5	6,2x31,5	115,00	310,00	00810030	4G35	17,0x55,0	1.344,00	2.150,00
00810005	10G1,5	6,5x40,0	144,00	430,00	00810031	5G35	17,0x68,0	1.680,00	3.960,00
00810006	12G1,5	6,5x47,0	173,00	510,00	00810032	7G35	17,0x88,0	2.352,00	3.830,00
00810007	24G1,5	12,5x55,0	346,00	1.050,00	00810033	4G50	19,0x63,0	1.920,00	2.960,00
00810008	4G2,5	7,5x21,0	96,00	270,00	00810034	4G70	22,0x72,0	2.688,00	4.000,00
00810009	5G2,5	7,5x27,0	120,00	330,00	00810035	4G95	25,0x82,0	3.648,00	5.300,00
00810010	7G2,5	7,5x35,0	168,00	460,00	00810036	4G120	28,0x89,0	4.608,00	6.400,00
00810011	8G2,5	8,0x39,0	192,00	520,00					
00810012	10G2,5	8,0x48,0	240,00	620,00					
00810013	12G2,5	8,0x56,0	288,00	800,00					
00810014	24G2,5	16,0x71,0	576,00	1.730,00					
00810015	4G4	9,0x26,0	154,00	400,00					
00810016	5G4	9,0x32,0	192,00	540,00					
00810020	7G4	9,0x42,0	269,00	680,00					
00810017	4G6	9,5x46,5	230,00	500,00					
00810018	5G6	11,0x59,8	288,00	650,00					
00810019	7G6	13,0x38,0	403,20	850,00					
00810021	4G10	13,0x50,0	384,00	760,00					
00810022	5G10	o. r.	480,00	1.000,00					
00810023	7G10	13,0x33,0	672,00	1.320,00					
00810024	4G16	13,0x38,0	614,00	1.100,00					
00810025	5G16	13,0x50,0	768,00	1.450,00					
00810026	7G16	13,0x70,9	1.075,00	1.970,00					

Further dimensions available on request

Flat and round cables for festoon systems

BKGFLCGöu-J - Cu-screened neoprene flat cable

Technical data

adapted to DIN VDE 0283 part 2

Temperature range

-35° C to +80° C

Nominal voltage $U_0/U = 300/500$ V

Test voltage 3000 V

Application

Mainly for use as trailing cable for crane installations, gantry cranes, container cranes, handling systems, machine tools, lifts and e-chain cable carrier systems. Developed for high mechanical stress and frequent bending in a single plane. Copper screens are efficient against electromagnetic interferences caused by power cables.



Part N°	N° of cores x cross-sec. mm ²	Outer diameter ca. mm	Copper weight kg/km	Weight ca. kg/km
00812002	4X1,5	6,2x18,5	115,00	224,00
00812003	8X1,5	6,2x35,1	231,00	480,00
00812004	10X1,5	8,5x51,8	276,00	790,00
00812005	12X1,5	8,5x62,4	364,00	770,00
00812006	4X2,5	7,5x25,5	168,00	290,00
00812007	6X2,5	7,6x35,5	270,00	610,00
00812008	12X2,5	8,0x68,0	575,00	1.150,00
00812009	4X4	9,0x30,0	241,00	505,00
00812010	4X6	9,5x32,0	358,00	590,00
00812011	4X10	11,0x37,4	538,00	830,00
00812012	4X16	13,0x42,4	805,00	1.090,00
00812001	4X2X1	13,0x38,4	181,00	630,00
00812015	7X2X1	16,2x38,4	477,00	1.150,00

Further dimensions available on request

Flat and round cables for festoon systems

(N)GRDGöu neoprene round cable

Technical data

in line with DIN VDE

Temperature range

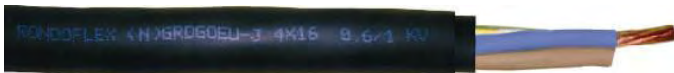
flexing -35° C to +90° C

fixed installation -50° C to +90° C

Nominal voltage $U_0/U = 0,6/1$ kV

Application

Flexible power and control cable suited for festoon systems and connecting movable parts of machine tools, material handling equipment, etc. in connection with high mechanical stress and frequent bending during operation. Suitable for simple reeling.



Part N°	N° of cores x cross-sec. mm²	Outer diameter ca. mm	Copper weight kg/km	Weight ca. kg/km	Part N°	N° of cores x cross-sec. mm²	Outer diameter ca. mm	Copper weight kg/km	Weight ca. kg/km
00814001	1X25	80,0	240,00	386,00	00814028	12X1,5	20,8	173,00	600,00
00814002	1X35	8,1	336,00	493,00	00814029	18X1,5	24,4	259,00	840,00
00814003	1X50	9,6	480,00	670,00	00814030	24X1,5	29,3	346,00	1.160,00
00814004	1X70	11,2	672,00	900,00	00814031	30X1,5	30,6	432,00	1.300,00
00814005	1X95	13,1	912,00	140,00	00814032	36X1,5	32,9	518,00	1.510,00
00814006	1X120	14,7	1.152,00	1.430,00	00814033	12X2,5	23,9	288,00	840,00
00814007	1X150	16,5	1.440,00	1.740,00	00814034	18X2,5	29,5	432,00	1.240,00
00814008	1X185	17,9	1.776,00	2.150,00	00814035	24X2,5	33,7	576,00	1.640,00
00814009	3X4	15,8	115,00	400,00	00814036	30X2,5	35,3	720,00	1.850,00
00814010	3X6	17,0	173,00	490,00	00814037	36X2,5	38,4	864,00	2.210,00
00814011	3X10	20,9	288,00	750,00					
00814012	3X16	24,3	461,00	1.050,00	00815001	12X1(C)	23,5	239,00	755,00
00814013	3X25	28,7	720,00	1.530,00	00815002	18X1(C)	28,4	346,00	1.100,00
00814014	3X35	32,7	1.008,00	2.020,00	00815003	24X1(C)	33,2	478,00	1.510,00
00814015	3X50	38,4	1.440,00	2.820,00	00815004	30X1(C)	33,3	585,00	1.660,00
00814038	3x50+3x25/3	41,6	2.020,00	2.740,00	00815005	36X1(C)	36,2	717,00	1.960,00
00814016	4X4	18,8	154,00	459,00	00815010	9X2X0,5(C)	29,3	537,00	1.340,00
00814017	5X4	20,1	192,00	540,00	00815006	6X2X1(C)	32,1	427,00	1.260,00
00814018	4X6	20,4	230,00	570,00	00815007	9X2X1(C)	40,2	641,00	2.030,00
00814019	5X6	22,6	288,00	720,00	00815008	19X2,5+5x1(C)	31,0	556,00	1.650,00
00814020	4X10	24,5	384,00	890,00					
00814021	5X10	26,3	480,00	1.050,00					
00814022	4X16	30,0	614,00	1.330,00					
00814023	5X16	32,3	768,00	1.580,00					
00814024	4X25	35,2	960,00	1.950,00					
00814025	5X25	37,3	1.200,00	2.320,00					
00814026	4X35	38,2	1.344,00	2.450,00					
00814027	4X50	44,8	1.920,00	3.450,00					

Further dimensions available on request

Flat and round cables for festoon systems

(N)GRDGCGöu - Cu-screened neoprene round cable

Technical data

in line with DIN VDE

Temperature range

flexing -35° C to +90° C

fixed installation -50° C to +90° C

Nominal voltage $U_0/U = 0,6/1$ kV

Application

Heavy-duty rubber cable for control and power supplies. For festoon applications with mechanical tensile stress in connection with dynamic stress.



Part N°	N° of cores x cross-sec. mm ²	Outer diameter ca. mm	Copper weight kg/km	Weight ca. kg/km
00820005	3X4+3X4/3	22,0	313,00	705,00
00820004	3X10+3X10/3	27,6	595,00	1.220,00
00820007	3X16+3X2,5	24,7	758,00	1.150,00
00820003	3X25+3X16/3	33,9	1.195,00	2.070,00
00820001	3X35+3X16/3	34,5	1.502,00	2.450,00
00820006	3X50+3X10	37,5	2.182,00	3.090,00
00820002	3X50+3X25/3	41,6	2.020,00	2.740,00
00820008	4X10	22,7	610,00	925,00

Further dimensions available on request

Drum reeling rubber cables

NSHTöu(K)-J

Also in PUR available

Technical data

acc. to DIN VDE 0250 part 814

Temperature range

flexing -35° C to +90° C

fixed installation -45° C to +90° C

max. conductor temperature

under load +90° C

circuit conditions +200° C

Nominal voltages $U_0/U = 0,6/1$ kV

for three-phase and one-phase a. c.

current installation $U_0/U = 0,69/1,2$ kV

direct current-system $U_0/U = 0,9/1,8$ kV

Test voltage 2500 V

Insulation resistance

min. 10 MOhm x km

Minimum bending radius

10 x cable diam.

Application

For use at high mechanical stress, especially for applications with frequent winding and unwinding with simultaneous tensile and torsional stress, for building machineries, conveyors, shifts and cranes. Usable as robust and all weather-resistant cables of roughest operations in mining and railway motors. Resistant to ozone, radiation, oils, acids, fat, petrol, chemicals and solvents. Suitable for outdoor installation in dry, damp and wet zones.



Part N°	N° of cores x cross-sec. mm ²	Outer diameter ca. mm	Copper weight kg/km	Weight ca. kg/km	Part N°	N° of cores x cross-sec. mm ²	Outer diameter ca. mm	Copper weight kg/km	Weight ca. kg/km
00701045	3X1,5	15,0	67,00	270,00	00701018	5X4	22,5	200,00	625,00
00701001	4X1,5	16,0	62,00	290,00	00701019	12X4	43,2	480,00	1.420,00
00701002	5X1,5	17,5	81,00	340,00	00701020	4X6	23,5	241,00	600,00
00701003	7X1,5	20,5	115,00	430,00	00701023	5X6	26,0	317,00	885,00
00701004	12X1,5	23,5	196,00	600,00	00701042	9X6	37,2	505,00	1,00
00701005	18X1,5	27,5	271,00	900,00	00701051	24X6	45,0	1.382,00	3.230,00
00701006	24X1,5	31,0	392,00	1.050,00	00701024	4X10	28,5	404,00	950,00
00701039	25X1,5+5X1,5(C)	39,7	543,00	2.150,00	00701025	5X10	30,5	528,00	1.225,00
00701007	30X1,5	33,5	432,00	1.250,00	00701043	9X10	34,2	860,00	1,00
00701008	42X1,5	37,0	633,00	1.775,00	00701026	4X16	31,0	645,00	1.335,00
00701048	3X2,5	15,4	72,00	320,00	00701036	4X160+5X3X2,50	o. r.	985,00	1.857,00
00701009	4X2,5	18,0	99,00	330,00	00701037	4X160+2(3X2,50)	o. r.	760,00	1.335,00
00701010	5X2,5	20,5	124,00	370,00	00701054	7X16+3X(4X2,5)	44,5	1.550,00	3.390,00
00701011	7X2,5	22,5	180,00	560,00	00701027	5X16	34,5	844,00	1.630,00
00701041	9X2,5	24,0	215,00	800,00	00701053	7X16	36,0	1.090,00	2.500,00
00701012	12X2,5	27,5	308,00	850,00	00701028	3X25	32,2	720,00	1,00
00701056	12X2,5+12X1,5(C)	34,0	586,00	1.400,00	00701029	4X25	36,5	1.005,00	1.900,00
00701013	18X2,5	30,5	451,00	1.000,00	00701030	4X35	41,5	1.417,00	2.600,00
00701022	19X2,5	33,0	485,00	1.250,00	00701031	4X50	48,0	2.024,00	3.500,00
00701050	19X2,5+5X1(C)	32,5	556,00	1.600,00	00701055	1X70	21,0	645,00	910,00
00701038	19X2,50+5X1,5(C)	37,0	661,00	1.900,00	00701032	4X70	52,5	2.688,00	4.600,00
00701047	5X2,5+5X1(C)	35,5	700,00	1.950,00	00701052	5X70+3X4	61,0	3.495,00	6.550,00
00701021	25X2,5+5X1,5(C)	40,0	812,00	2.000,00	00701046	3X95+3X50	52,0	3.216,00	5.330,00
00701014	24X2,5	35,5	616,00	1.550,00	00701033	4X95	60,0	3.845,00	6.000,00
00701015	30X2,5	37,0	771,00	1.800,00	00701049	120	25,1	1.138,00	1.510,00
00701044	44X2,5	42,8	1.056,00	2.830,00	00701035	4X120	64,5	4.857,00	7.450,00
00701016	50X2,5	47,5	1.200,00	3.050,00	00701034	4X150	71,0	5.760,00	9.090,00
00701017	4X4	21,0	160,00	470,00					

Further dimensions available on request

Drum reeling rubber cables

(N)SHTöu-J (RTS) or (SMK)

Technical data

adapted to DIN VDE 0250 part 814

Temperature range

flexing -40° C to +90° C

fixed installation -50° C to +90° C

Nominal voltage $U_0/U = 0,6/1$ kV

Test voltage 2500 V

Application

For use at high mechanical stress, especially for applications with frequent winding and unwinding with simultaneous tensile and torsional stress, for building machinery, conveyors, shifts and cranes. Usable as robust and all weather-resistant cables of roughest operations in mining and railway motors. Resistant to ozone, radiation, oils, acids, fat, petrol, chemicals and solvents. Suitable for outdoor installation in dry, damp and wet zones.



Part N°	N° of cores x cross-sec. mm ²	Outer diameter ca. mm	Copper weight kg/km	Weight ca. kg/km	Part N°	N° of cores x cross-sec. mm ²	Outer diameter ca. mm	Copper weight kg/km	Weight ca. kg/km
00706012	4X1,5	13,0	60,00	240,00	00706027	4X4	17,0	161,00	455,00
00706013	5X1,5	14,3	75,00	280,00	00706028	5X4	18,4	201,00	430,00
00706014	7X1,5	16,2	106,00	385,00	00706029	4X6	18,4	242,00	575,00
00706015	12X1,5	22,4	182,00	710,00	00706030	5X6	20,0	302,00	690,00
00706016	18X1,5	22,3	272,00	760,00	00706002	4X10	22,6	424,00	905,00
00706017	24X1,5	25,3	363,00	990,00	00706031	5X10	24,4	503,00	1.080,00
00706018	30X1,5	28,1	454,00	1.220,00	00706032	4X16	25,2	645,00	1.240,00
00706019	36X1,5	28,0	543,00	1.260,00	00706033	5X16	27,6	805,00	1.500,00
00706020	44X1,5	31,0	664,00	1.530,00	00706034	4X25	30,0	1.068,00	1.850,00
00706021	56X1,5	36,4	845,00	2.050,00	00706035	3x35+3x16/3	30,0	1.217,00	2.160,00
00706001	4x2,5	14,0	101,00	305,00	00706036	3x50+3x25/3	35,9	1.680,00	2.850,00
00706022	5x2,5	15,0	126,00	355,00	00706037	3x70+3x35/3	41,2	2.352,00	3.920,00
00706023	7x2,5	17,6	176,00	510,00	00706038	3x95+3x50/3	45,8	3.216,00	5.020,00
00706024	12x2,5	24,4	302,00	920,00	00706039	3x120+3x70/3	53,0	4.128,00	6.630,00
00706025	18x2,5	24,3	454,00	1.005,00	00706040	3x150+3x70/3	55,9	4.992,00	7.690,00
00706003	24x2,5	27,7	605,00	1.320,00	00706041	3x185+3x95/3	60,9	6.240,00	9.310,00
00706004	24x2,5(20kN)	27,7	605,00	1.320,00	00706042	3x240+3x120/3	69,4	8.064,00	12.200,00
00706005	30x2,5	30,9	756,00	1.660,00	00706011	46X1 (20kN)	28,1	567,00	1.190,00
00706006	30x2,5(20kN)	30,9	756,00	1.660,00	00706050	49x1 (20kN)	29,6	496,00	1.190,00
00706026	36x2,5	30,8	907,00	1.720,00	00706043	6x(2x0,5)C BUS	24,1	360,00	885,00
00706007	44x2,5	35,6	1.109,00	2.230,00	00706049	3x(2x1,0)C	23,0	215,00	755,00
00706008	44x2,5(20kN)	35,6	1.109,00	2.230,00	00706044	6x(2x1)C BUS	30,4	379,00	1.330,00
00706009	56x2,5	41,6	1.408,00	2.940,00	00706045	19x2,5+5x1(C)	27,7	585,00	1.290,00
00706010	56x2,5(20kN)	41,6	1.408,00	2.940,00	00706046	25x2,5+5x1(C)	30,9	736,00	1.620,00
					00706048	25x2,5+5x1,5(C)	31,0	736,00	1.620,00
					00706047	12x2,5+12x1(C)	27,6	554,00	1.560,00

Further dimensions available on request

Mining cables

NTSWöu 0,6/1 kV - 1,8/3 kV - 3,6/6 kV

NTSCGEWöu 1,8/3 kV - 3,6/6 kV - 6/10 kV - 12/20 kV - 18/30 kV

Technical data

acc. to specification DIN VDE 0250

min. radius of holding 5 x cable diam.

Temperature range -35° C up to +80° C

Nominal voltage 0,6/1 kV

Test voltage 4 kV

max. speed 60 mt./ min.

Application

Applicable as tail and power supply cable in the open. Also usable in dry, humid and wet zones, e.g. in mine quarries and construction sites where very high mechanical stress appears on roller conveyors, cranes and similar heavy machineries.



NTSWöu

NTSCGEWöu

Part N°	N° of cores x cross-sec. mm ²	Outer diameter ca. mm	Copper weight kg/km	Weight ca. kg/km	Part N°	N° of cores x cross-sec. mm ²	Outer diameter ca. mm	Copper weight kg/km	Weight ca. kg/km
00705001	3x120+3x70/3	57,5	4.334,00	6.950,00	00708009	3x25/25 12/20 kV	66,5	960,00	5.940,00
00709001	3x150+3x70/3	59,0	5.040,00	7.910,00	00708002	3x25+3x25/3 3,6/6 kV	47,7	1.155,00	3.300,00
					00708004	3x25+3x25/3 6/10 kV	47,7	1.155,00	3.300,00
					00708007	3x35+3x16/3 12/20 kV	64,2	1.540,00	5.000,00
					00708001	3x35+3x35/3 6/10 kV	51,0	1.411,00	3.860,00
					00708005	3x50+3x10/3 6/10 kV	57,8	1.980,00	4.515,00
					00708010	3x50+3x25/3 6/10 kV	44,4	1.764,00	3.480,00
					00708006	3x70+3x35/3 6/10 kV	51,5	2.552,00	4.590,00
					00708003	3x95+3x50/3 6/10 kV	55,0	3.497,00	5.660,00
					00708009	3x25/25 12/20 kV	66,5	960,00	5.940,00
					00708002	3x25+3x25/3 3,6/6 kV	47,7	1.155,00	3.300,00

Further dimensions available on request

Also as (SM-R) or (SM) mining cables with optical fibres

PVC switch wires

BKLiY, BKLiYv, BKLiFY switch wires

Technical data

adapted to DIN VDE 0812

LiYv (copper tinned)

Temperature range

flexing -5° C to +70° C

fixed installation -30° C to +80° C

Operating peak voltage LiY

0,14 mm² 500 V

0,25 - 1,50 mm² = 900 V

Test voltage LiY

0,14 mm² = 1200 V

0,25 - 1,50 mm² = 2500 V

Application

Applicable for connection for low voltage applications, communication apparatus, electronic assemblies, equipment, racks and switchboards. Not permitted to install for heavy current application outside of the equipment.



BKLiY					BKLiYv				
Part N°	N° of cores x cross-sec. mm ²	Outer diameter ca. mm	Copper weight kg/km	Weight ca. kg/km	Part N°	N° of cores x cross-sec. mm ²	Outer diameter ca. mm	Copper weight kg/km	Weight ca. kg/km
01001001	0,08	1,0	0,80	2,00	01003011	0,14	1,0	1,30	1,40
01001002	0,14	1,2	1,40	1,00	01003012	0,25	1,3	2,40	1,50
01001036	0,25	1,4	2,40	1,00	01003150	0,34	1,1	3,30	1,60
01001030	0,34/1,3	1,1	1,90	1,00	01003148	0,38	1,6	3,70	1,70
01001004	0,5	2,0	4,80	2,00	01003100	0,5	1,8	4,80	4,80
01001024	0,5	2,0	4,80	2,00	01003041	0,75	2,0	7,20	7,20
01001037	0,5	2,0	4,80	2,00	01003049	1	2,1	9,60	3,00
01001041	2X0,5/1,8	3,4	9,60	4,00	01003066	1,5	2,6	14,40	3,00
01001006	1	2,3	9,60	3,00	01003177	2,5	3,5	24,00	4,00
01001007	1,5	2,8	14,40	3,00	01003178	4	4,9	40,00	40,60
Further dimensions available on request					01003088	16	3,5	24,00	160,00
					01003174	25	9,9	240,00	254,00

BKLiFY									
Part N°	N° of cores x cross-sec. mm ²	Outer diameter ca. mm	Copper weight kg/km	Weight ca. kg/km	Part N°	N° of cores x cross-sec. mm ²	Outer diameter ca. mm	Copper weight kg/km	Weight ca. kg/km
01002097	0,1	1,0	1,20	2,10	01002122	4	5,0	38,00	50,00
01002104	0,14	1,1	1,40	2,60	01002106	6	6,5	60,00	71,00
01002019	0,25	1,4	2,50	4,20	01002072	10	7,5	100,00	130,00
01002029	0,5	2,0	5,50	8,00	01002073	16	9,0	160,00	160,00
01002042	0,75	2,2	8,00	12,00	01002096	25	10,5	240,00	294,00
01002050	1	2,5	10,80	18,00	01002120	35	11,7	336,00	380,00
01002059	1,5	3,5	15,00	22,00	01002115	50	14,7	480,00	521,00
01002066	2,5	3,8	25,00	37,00	01002094	70	17,0	672,00	740,00
Further dimensions available on request					01002112	95	19,0	950,00	800,00
					01002108	120	21,5	1.200,00	995,00

Colour combinations on large scale available

Data cables

BKLiYY

flexible switch and control cable coloured cores to DIN VDE 47100

Technical data

adapted to DIN VDE 0812, 0245

Temperature range

flexing -5° C to +80° C

fixed installation -40° C to +80° C

Nominal voltage 0,14 mm² = 350 V, ≥ 0,25 mm² = 500 V

Test voltage up to 0,25 = 1200 V, ≥ 0,34 mm² = 2000 V



Application

For flexible use with free movements without tensile stress or forced movements in dry, moist and wet zones, but not suitable in the open, wherever the construction requires a minimum outer diameter. Especially for such areas as tool making and machine industries as well as in electronic, computer, measurement and control sectors.

Part N°	N° of cores x cross-sec. mm ²	Outer diameter ca. mm	Copper weight kg/km	Weight ca. kg/km	Part N°	N° of cores x cross-sec. mm ²	Outer diameter ca. mm	Copper weight kg/km	Weight ca. kg/km
01101001	2X0,14	3,3	2,70	12,00	01101051	2X0,25	3,8	4,80	18,00
01101002	3X0,14	3,4	4,00	15,00	01101052	3X0,25	4,0	7,20	22,00
01101007	4X0,14	3,7	5,40	17,00	01101054	4X0,25	4,6	9,60	26,00
01101003	5X0,14	4,0	6,70	22,00	01101056	5X0,25	4,9	12,00	30,00
01101010	6X0,14	4,4	8,10	25,00	01101058	6X0,25	5,4	14,40	36,00
01101012	7X0,14	4,4	9,40	26,00	01101060	7X0,25	5,4	16,80	42,00
01101014	8X0,14	4,7	10,80	29,00	01101062	8X0,25	6,1	19,20	49,00
01101016	10X0,14	5,4	13,40	35,00	01101064	10X0,25	7,0	24,00	57,00
01101018	12X0,14	5,6	16,10	43,00	01101066	12X0,25	7,2	28,80	66,00
01101020	14X0,14	6,0	18,80	48,00	01101068	14X0,25	7,9	33,60	75,00
01101022	16X0,14	6,3	21,50	52,00	01101070	16X0,25	8,1	38,40	84,00
01101024	18X0,14	7,0	24,20	65,00	01101072	18X0,25	8,8	43,20	72,00
01101026	20X0,14	7,5	26,90	70,00	01101074	20X0,25	9,1	48,00	101,00
01101028	21X0,14	7,6	28,20	77,00	01101075	21X0,25	9,6	50,00	107,00
01101030	24X0,14	8,0	32,30	87,00	01101077	24X0,25	9,8	58,00	120,00
01101177	25X0,14	7,6	33,60	91,00	01101079	25X0,25	9,8	65,00	130,00
01101032	27X0,14	8,1	36,30	97,00	01101180	26X0,25	9,9	64,00	135,00
01101034	30X0,14	8,4	40,30	106,00	01101081	27X0,25	10,0	72,00	140,00
01101036	32X0,14	8,7	43,00	112,00	01101083	30X0,25	10,4	77,00	156,00
01101040	34X0,14	o. r.	45,70	96,00	01101085	32X0,25	11,1	86,00	164,00
01101038	36X0,14	9,0	48,40	120,00	01101087	36X0,25	11,3	96,00	182,00
01101041	40X0,14	9,3	54,00	132,00	01101089	40X0,25	11,8	106,00	200,00
01101043	44X0,14	10,0	59,00	145,00	01101091	44X0,25	12,0	115,00	225,00
01101045	48X0,14	10,7	65,00	161,00	01101093	48X0,25	12,2	125,00	245,00
01101178	50X0,14	10,4	67,50	170,90	01101095	50X0,25	12,7	125,00	245,00
01101047	52X0,14	11,0	70,00	173,00	01101096	52X0,25	12,9	134,00	263,00
01101049	56X0,14	11,2	75,00	187,00	01101098	56X0,25	14,4	146,40	280,00
01101050	61X0,14	11,5	82,00	204,00	01101101	61X0,25	14,9	158,00	305,00

Further dimensions available on request

Also available with black outer sheath

Data cables
BKLiYY
flexible switch and control cable
coloured cores to DIN VDE 47100

Part N°	N° of cores x cross-sec. mm²	Outer diameter ca. mm	Copper weight kg/km	Weight ca. kg/km	Part N°	N° of cores x cross-sec. mm²	Outer diameter ca. mm	Copper weight kg/km	Weight ca. kg/km
01101103	2X0,34	4,3	6,50	28,00	01101129	2X0,5	4,9	9,60	25,00
01101104	3X0,34	4,5	9,80	30,00	01101130	3X0,5	5,3	14,40	35,00
01101105	4X0,34	5,0	13,10	40,00	01101131	4X0,5	6,0	19,20	42,00
01101106	5X0,34	5,7	16,30	44,00	01101132	5X0,5	6,5	24,00	49,00
01101107	6X0,34	6,1	19,60	53,00	01101133	6X0,5	6,8	28,80	1,00
01101108	7X0,34	6,1	22,80	60,00	01101134	7X0,5	7,0	34,00	73,00
01101109	8X0,34	6,6	26,10	65,00	01101135	8X0,5	8,0	38,00	83,00
01101110	10X0,34	7,6	32,60	77,00	01101136	10X0,5	9,2	48,00	120,00
01101111	12X0,34	8,2	39,20	97,00	01101137	12X0,5	9,5	58,00	130,00
01101112	14X0,34	8,4	45,70	101,00	01101138	16X0,5	10,5	77,00	152,00
01101113	16X0,34	8,9	52,20	114,00	01101139	20X0,5	11,5	96,00	180,00
01101114	18X0,34	9,5	59,00	135,00	01101140	24X0,5	13,0	115,20	250,00
01101115	20X0,34	9,5	59,00	135,00	01101141	25X0,5	13,2	120,00	255,00
01101116	21X0,34	10,2	69,00	151,00	01101142	30X0,5	14,1	144,00	275,00
01101117	24X0,34	11,0	78,30	171,00	01101143	32X0,5	14,4	153,60	261,00
01101118	25X0,34	11,4	81,60	171,00	01101144	40X0,5	16,0	192,00	358,00
01101119	27X0,34	11,9	88,10	188,00	01101179	80x0,5	21,3	384,00	780,00
01101120	30X0,34	12,0	98,00	207,00	01101165	2X0,75	5,0	14,40	47,00
01101121	32X0,34	12,3	104,40	223,00	01101145	3X0,75	5,5	21,60	54,00
01101122	36X0,34	12,7	117,50	244,00	01101146	4X0,75	6,2	29,00	66,00
01101123	40X0,34	13,3	131,00	266,00	01101147	5X0,75	6,8	36,00	80,00
01101124	44X0,34	14,4	144,00	292,00	01101148	6X0,75	7,1	43,20	90,00
01101125	48X0,34	14,6	157,00	315,00	01101149	7X0,75	7,7	50,00	110,00
01101174	50X0,34	15,0	163,00	407,00	01101150	8X0,75	8,3	58,00	125,00
01101126	52X0,34	15,0	170,00	337,00	01101151	10X0,75	9,6	72,00	148,00
01101127	56X0,34	15,5	183,00	360,00	01101152	12X0,75	10,3	86,00	176,00
01101128	61X0,34	15,9	199,10	392,00	01101153	16X0,75	11,5	115,00	220,00
					01101154	20X0,75	12,5	144,00	276,00
					01101155	2X1	5,8	19,20	56,00
					01101156	3X1	6,2	29,00	71,00
					01101158	4X1	6,8	38,00	81,00
					01101157	5X1	7,6	48,00	1,00
					01101160	2X1,5	6,9	29,00	75,00
					01101161	3X1,5	7,3	43,00	90,00
					01101166	3X1,5	7,3	43,00	90,00
					01101162	4X1,5	8,0	58,00	169,00
					01101159	7X1,5	9,6	101,00	210,00

Further dimensions available on request
 Also available with black outer sheath

Data cables

BKLiYY - twisted pair flexible switch and control cable coloured cores to DIN VDE 47100

Technical data

adapted to DIN VDE 0812, 0245

Temperature range

flexing -5° C to +80° C

fixed installation -30° C to +80° C

Nominal voltage 250 V

Test voltage

core/core = 1200 V

Application

For flexible use with free movements without tensile stress or forced movements in dry, moist and wet zones, but not suitable in the open, wherever the construction requires a minimum outer diameter. Especially for such areas as tool making and machine industries as well as in electronic, computer, measurement and control sectors.



Part N°	N° of cores x cross-sec. mm²	Outer diameter ca. mm	Copper weight kg/km	Weight ca. kg/km	Part N°	N° of cores x cross-sec. mm²	Outer diameter ca. mm	Copper weight kg/km	Weight ca. kg/km
01117001	1X2X0,14	4,0	2,70	20,00	01117035	6X2X0,25	8,0	28,80	80,00
01117002	2X2X0,14	5,0	5,40	24,00	01117036	8X2X0,25	9,4	38,40	98,00
01117003	3X2X0,14	5,5	8,00	29,00	01117030	2X2X0,5	8,1	19,20	72,00
01117004	4X2X0,14	6,0	10,70	41,00	01117032	4X2X0,5	8,7	38,40	115,00
01117005	5X2X0,14	6,0	13,40	43,00	01117031	4X4X0,5	15,5	76,80	152,00
01117007	6X2X0,14	6,6	16,10	56,00					
01117008	7X2X0,14	7,2	21,50	60,00					
01117009	8X2X0,14	7,5	21,50	62,00					
01117010	10X2X0,14	8,0	26,90	76,00					
01117011	12X2X0,14	8,5	32,30	89,00					
01117012	14X2X0,14	9,5	37,60	98,00					
01117014	16X2X0,14	10,0	43,00	112,00					
01117015	18X2X0,14	10,5	48,40	119,00					
01117016	20X2X0,14	11,0	54,00	134,00					
01117017	22X2X0,14	11,4	59,00	154,00					
01117018	24X2X0,14	11,6	65,00	162,00					
01117019	25X2X0,14	12,0	67,00	173,00					
01117020	26X2X0,14	12,7	70,00	178,00					
01117021	28X2X0,14	12,8	76,00	184,00					
01117022	30X2X0,14	13,0	81,00	199,00					
01117023	32X2X0,14	13,2	86,00	221,00					
01117024	36X2X0,14	14,0	97,00	232,00					
01117025	38X2X0,14	14,6	102,00	244,00					
01117026	40X2X0,14	14,8	108,00	257,00					
01117027	46X2X0,14	16,0	124,00	294,00					
01117028	50X2X0,14	16,5	134,00	342,00					
01117029	52X2X0,14	17,0	140,00	359,00					

Further dimensions available on request

Data cables

BKLiYCY - EMC-type Cu-screened flexible switch and control cable coloured cores to DIN VDE 47100

Technical data

adapted to DIN VDE 0812, 0245

Temperature range

flexing -5° C to +80° C

fixed installation -40° C to +80° C

Operating voltage 350 V

(not for purposes of high current and power installation) for 0,34 mm²

Nominal voltage 0,14 mm² = 350 V, ≥ 0,25 mm² = 500 V

Test voltage core/core = 1200 V, core/screen = 800 V

Application

For flexible use with free movements without tensile stress or forced movements in dry, moist and wet zones, but not suitable in the open, wherever the construction requires a minimum outer diameter. Especially for such areas as tool making and machine industries as well as in electronic, computer, measurement and control sectors.



Part N°	N° of cores x cross-sec. mm ²	Outer diameter ca. mm	Copper weight kg/km	Weight ca. kg/km	Part N°	N° of cores x cross-sec. mm ²	Outer diameter ca. mm	Copper weight kg/km	Weight ca. kg/km
01102190	1X0,14	2,5	5,00	22,00	01102034	1X0,25	3,0	8,00	27,00
01102003	2X0,14	3,8	12,60	20,00	01102035	2X0,25	4,5	17,20	31,00
01102004	3X0,14	3,9	14,10	25,00	01102036	3X0,25	4,7	20,20	35,00
01102006	4X0,14	4,2	15,90	29,00	01102038	4X0,25	5,1	24,00	40,00
01102001	5X0,14	4,5	19,50	35,00	01102041	5X0,25	5,4	29,00	50,00
01102007	6X0,14	4,9	22,00	39,00	01102042	6X0,25	5,9	30,00	58,00
01102008	7X0,14	4,9	24,00	41,00	01102043	7X0,25	5,9	32,80	60,00
01102009	8X0,14	5,2	26,00	45,00	01102044	8X0,25	6,6	35,00	72,00
01102011	9X0,14	5,5	27,50	50,00	01102045	10X0,25	7,6	54,00	81,00
01102012	10X0,14	5,9	29,00	56,00	01102046	12X0,25	7,8	59,40	90,00
01102014	12X0,14	6,1	32,00	61,00	01102047	14X0,25	8,2	64,60	116,00
01102015	14X0,14	6,5	35,00	67,00	01102049	16X0,25	8,7	80,40	124,00
01102016	16X0,14	6,9	49,00	81,00	01102050	18X0,25	9,4	95,70	137,00
01102017	18X0,14	7,6	54,00	92,00	01102051	20X0,25	9,4	105,00	185,00
01102018	20X0,14	7,7	58,00	104,00	01102052	21X0,25	9,5	113,40	152,00
01102019	21X0,14	7,7	60,00	108,00	01102053	24X0,25	10,4	135,80	163,00
01102020	24X0,14	8,6	74,00	115,00	01102054	25X0,25	10,3	114,00	170,00
01102021	25X0,14	8,6	85,00	120,00	01102055	27X0,25	10,6	143,80	176,00
01102022	27X0,14	8,7	85,00	126,00	01102056	28X0,25	10,8	154,00	178,00
01102023	30X0,14	9,0	98,00	138,00	01102057	30X0,25	11,0	157,00	189,00
01102024	32X0,14	9,3	108,00	142,00	01102058	32X0,25	11,3	174,20	204,00
01102025	36X0,14	9,6	117,00	157,00	01102059	36X0,25	11,7	186,40	219,00
01102026	40X0,14	9,9	126,00	166,00	01102060	40X0,25	12,6	201,10	247,00
01102027	42X0,14	10,6	132,00	173,00	01102061	42X0,25	13,5	211,40	269,00
01102028	44X0,14	10,6	138,00	182,00	01102062	44X0,25	13,5	220,70	292,00
01102029	48X0,14	10,8	145,00	196,00	01102063	48X0,25	13,7	242,30	310,00
01102030	50X0,14	1,0	155,00	212,00	01102064	50X0,25	13,9	248,10	320,00
01102031	52X0,14	11,1	155,00	210,00	01102065	52X0,25	14,1	252,00	330,00
01102032	56X0,14	11,5	166,00	221,00	01102066	56X0,25	14,4	259,00	343,00
01102033	61X0,14	11,9	176,00	267,00	01102067	61X0,25	14,8	287,00	365,00

Further dimensions available on request

Data cables

BKLIYCY - EMC-type Cu-screened flexible switch and control cable coloured cores to DIN VDE 47100

Part N°	N° of cores x cross-sec. mm²	Outer diameter ca. mm	Copper weight kg/km	Weight ca. kg/km	Part N°	N° of cores x cross-sec. mm²	Outer diameter ca. mm	Copper weight kg/km	Weight ca. kg/km
01102186	1X0,34	3,0	12,00	27,00	01102098	1X0,5	3,6	15,00	37,00
01102068	2X0,34	4,8	17,00	30,00	01102099	2X0,5	5,9	36,00	45,00
01102070	3X0,34	5,0	31,00	37,00	01102100	3X0,5	6,2	43,00	55,00
01102072	4X0,34	5,5	25,00	48,00	01102102	4X0,5	6,6	49,00	61,00
01102073	5X0,34	6,2	30,00	54,00	01102103	5X0,5	7,1	57,00	76,00
01102074	6X0,34	6,5	39,00	65,00	01102104	6X0,5	7,6	66,00	89,00
01102075	7X0,34	7,1	42,00	67,00	01102178	7X0,5	7,8	69,00	98,00
01102076	8X0,34	7,4	45,00	81,00	01102105	8X0,5	8,1	82,00	110,00
01102077	10X0,34	8,4	63,00	103,00	01102107	10X0,5	9,3	93,00	131,00
01102078	12X0,34	8,6	70,00	110,00	01102108	12X0,5	9,6	107,00	147,00
01102079	14X0,34	9,2	78,00	153,00	01102109	16X0,5	10,5	129,00	184,00
01102080	16X0,34	9,5	87,00	147,00	01102110	18X0,5	11,0	152,00	203,00
01102081	18X0,34	10,1	108,00	172,00	01102111	20X0,5	11,0	173,00	220,00
01102082	20X0,34	10,3	124,00	189,00	01102112	21X0,5	11,9	185,00	228,00
01102083	21X0,34	10,6	127,00	196,00	01102113	24X0,5	13,3	236,00	274,00
01102084	24X0,34	11,6	140,00	229,00	01102114	25X0,5	14,2	250,00	310,00
01102085	25X0,34	11,7	111,00	180,00	01102115	27X0,5	14,0	265,00	318,00
01102086	27X0,34	11,8	138,00	235,00	01102116	30X0,5	14,1	277,00	350,00
01102087	28X0,34	12,2	151,00	250,00	01102117	32X0,5	14,4	285,00	341,00
01102088	30X0,34	12,7	162,00	260,00	01102208	36X0,5	15,7	320,00	445,00
01102089	32X0,34	13,0	171,00	275,00	01102197	40X0,5	16,5	345,00	470,00
01102090	36X0,34	13,4	188,00	295,00	01102118	42X0,5	17,3	298,00	490,00
01102091	40X0,34	14,0	208,00	330,00	01102119	50X0,5	18,5	408,00	555,00
01102092	42X0,34	15,1	215,00	353,00	01102200	100X0,5	24,3	645,00	995,00
01102093	44X0,34	15,1	223,00	360,00					
01102094	48X0,34	15,9	243,00	386,00					
01102095	52X0,34	16,2	273,00	410,00					
01102096	56X0,34	16,4	292,00	435,00					
01102097	61X0,34	16,6	316,00	455,00					

Further dimensions available on request

Data cables

BKLiYCY - EMC-type Cu-screened flexible switch and control cable coloured cores to DIN VDE 47100

Part N°	N° of cores x cross-sec. mm ²	Outer diameter ca. mm	Copper weight kg/km	Weight ca. kg/km	Part N°	N° of cores x cross-sec. mm ²	Outer diameter ca. mm	Copper weight kg/km	Weight ca. kg/km
01102124	1X0,75	3,7	18,00	41,00	01102141	1X1	5,0	23,00	42,00
01102120	2X0,75	5,9	43,00	50,00	01102142	2X1	7,4	51,00	74,00
01102121	3X0,75	6,2	52,00	64,00	01102143	3X1	7,9	70,00	89,00
01102122	4X0,75	7,1	61,00	77,00	01102144	4X1	8,7	80,00	107,00
01102125	5X0,75	7,7	72,00	93,00	01102145	5X1	9,2	95,00	132,00
01102126	6X0,75	8,3	85,00	113,00	01102146	6X1	10,0	105,00	151,00
01102127	7X0,75	8,6	90,00	130,00	01102147	7X1	10,0	120,00	158,00
01102128	8X0,75	8,8	110,00	140,00	01102148	8X1	11,2	130,00	179,00
01102129	10X0,75	10,0	131,00	170,00	01102149	9X1	12,1	148,00	186,00
01102130	12X0,75	10,5	154,00	187,00	01102150	10X1	13,5	165,00	215,00
01102131	16X0,75	12,0	183,00	249,00	01102151	12X1	13,3	185,00	254,00
01102132	18X0,75	12,5	211,00	274,00	01102152	16X1	15,5	220,00	330,00
01102133	20X0,75	12,9	238,00	298,00	01102153	18X1	16,0	268,00	366,00
01102134	21X0,75	14,5	250,00	349,00	01102154	20X1	16,2	290,00	399,00
01102179	24X0,75	14,8	270,00	349,00	01102155	24X1	17,5	344,00	450,00
01102135	25X0,75	14,8	285,00	361,00	01102156	25X1	18,9	354,00	478,00
01102136	27X0,75	15,0	299,00	420,00	01102157	32X1	20,0	430,00	570,00
01102181	30X0,75	16,2	312,00	486,00	01102158	34X1	22,0	450,00	630,00
01102137	32X0,75	15,9	330,00	445,00	01102159	42X1	24,0	533,00	796,00
01102138	34X0,75	17,8	350,00	498,00	01102160	50X1	25,0	625,00	923,00
01102139	42X0,75	20,0	440,00	680,00					
01102140	50X0,75	21,9	480,00	810,00					

Further dimensions available on request

Data cables

BKLiYCY - EMC-type Cu-screened flexible switch and control cable coloured cores to DIN VDE 47100

Part N°	N° of cores x cross-sec. mm²	Outer diameter ca. mm	Copper weight kg/km	Weight ca. kg/km	Part N°	N° of cores x cross-sec. mm²	Outer diameter ca. mm	Copper weight kg/km	Weight ca. kg/km
01102161	1X1,5	5,3	29,00	48,00	01102201	1X2,5	5,9	28,00	50,00
01102162	2X1,5	8,0	65,00	86,00	01102203	1X4	6,5	60,00	79,00
01102163	3X1,5	8,5	90,00	107,00	01102206	1X6	7,5	79,00	122,80
01102164	4X1,5	9,2	110,00	129,00					
01102165	5X1,5	10,0	125,00	150,00					
01102166	6X1,5	10,8	154,00	185,00					
01102167	7X1,5	10,8	159,00	192,00					
01102168	8X1,5	12,3	175,00	219,00					
01102169	10X1,5	14,1	210,00	274,00					
01102170	12X1,5	15,0	268,00	315,00					
01102171	16X1,5	16,0	315,00	420,00					
01102172	18X1,5	16,8	373,00	450,00					
01102173	20X1,5	17,8	385,00	500,00					
01102174	25X1,5	20,6	530,00	618,00					
01102175	32X1,5	22,2	670,00	772,00					
01102176	42X1,5	26,2	780,00	1.020,00					
01102177	50X1,5	27,5	885,00	1.210,00					

Further dimensions available on request

Data cables

BKLiYCY - EMC-type twisted pair Cu-screened flexible switch and control cable coloured cores to DIN VDE 47100

Technical data

adapted to DIN VDE 0812, 0245

Temperature range

flexing -5° C to +80° C

fixed installation -30° C to +80° C

Nominal voltage $U_0/U = 300/500 \text{ V} \geq 0,5 \text{ mm}^2$

Operating voltage 350 V (not for purposes of high current and power installation) for 0,34 mm²

Test voltage core/core = 1200 V, core/screen = 800 V

Application

For flexible use with free movements without tensile stress or forced movements in dry, moist and wet zones, but not suitable in the open, wherever the construction requires a minimum outer diameter. Especially for such areas as tool making and machine industries as well as in electronic, computer, measurement and control sectors.



Part N°	N° of cores x cross-sec. mm ²	Outer diameter ca. mm	Copper weight kg/km	Weight ca. kg/km	Part N°	N° of cores x cross-sec. mm ²	Outer diameter ca. mm	Copper weight kg/km	Weight ca. kg/km
01103001	2X2X0,14	5,8	18,50	34,00	01103028	2X2X0,25	5,7	28,00	46,00
01103002	3X2X0,14	6,2	23,00	43,00	01103029	3X2X0,25	6,6	34,00	64,00
01103003	4X2X0,14	6,8	32,00	50,00	01103030	4X2X0,25	7,5	40,00	73,00
01103004	5X2X0,14	7,7	37,00	70,00	01103107	5X2X0,25	8,2	50,00	88,00
01103005	6X2X0,14	7,9	51,00	81,00	01103108	6X2X0,25	9,1	68,00	98,00
01103007	7X2X0,14	7,9	58,10	84,00	01103109	7X2X0,25	9,3	72,00	108,00
01103009	8X2X0,14	8,6	62,00	93,00	01103031	8X2X0,25	9,4	84,00	118,00
01103010	10X2X0,14	9,5	71,00	115,00	01103032	10X2X0,25	11,4	110,00	165,00
01103011	12X2X0,14	9,5	78,00	125,00	01103033	12X2X0,25	12,1	121,00	190,00
01103013	14X2X0,14	10,5	106,00	130,00	01103120	13X2X0,25	10,9	128,00	149,00
01103014	16X2X0,14	11,2	119,00	148,00	01103034	14X2X0,25	12,8	132,00	198,00
01103015	18X2X0,14	11,4	128,00	177,00	01103035	16X2X0,25	13,4	147,00	214,00
01103016	20X2X0,14	11,6	138,00	193,00	01103036	18X2X0,25	14,3	158,00	241,00
01103017	24X2X0,14	13,3	158,00	212,00	01103037	20X2X0,25	14,8	172,00	263,00
01103018	25X2X0,14	13,4	162,00	220,00	01103038	24X2X0,25	15,2	230,00	313,00
01103019	26X2X0,14	13,4	167,00	230,00	01103039	25X2X0,25	16,3	238,00	323,00
01103020	30X2X0,14	14,0	187,00	285,00	01103040	30X2X0,25	18,2	289,00	362,00
01103021	32X2X0,14	14,4	198,00	303,00	01103041	32X2X0,25	19,1	298,00	290,00
01103022	36X2X0,14	14,9	204,00	317,00	01103042	40X2X0,25	20,6	321,00	515,00
01103023	40X2X0,14	16,1	212,00	348,00	01103043	50X2X0,25	22,5	392,00	648,00
01103024	44X2X0,14	17,2	227,00	381,00					
01103025	50X2X0,14	17,6	258,00	388,00					
01103026	52X2X0,14	18,4	278,00	408,00					
01103027	55X2X0,14	18,8	310,00	428,00					

Further dimensions available on request

Data cables

BKLIYCY - EMC-type twisted pair Cu-screened flexible switch and control cable coloured cores to DIN VDE 47100

Part N°	N° of cores x cross-sec. mm²	Outer diameter ca. mm	Copper weight kg/km	Weight ca. kg/km	Part N°	N° of cores x cross-sec. mm²	Outer diameter ca. mm	Copper weight kg/km	Weight ca. kg/km
01103069	2X2X0,34	6,0	37,00	64,00	01103119	1X2X0,75	6,0	43,00	50,00
01103044	3X2X0,34	8,1	46,00	78,00	01103082	2X2X0,75	9,0	67,00	105,00
01103045	4X2X0,34	8,2	61,00	90,00	01103083	3X2X0,75	10,0	84,00	130,00
01103046	5X2X0,34	8,5	66,00	110,00	01103085	4X2X0,75	10,4	115,00	148,00
01103047	6X2X0,34	9,6	78,00	130,00	01103087	5X2X0,75	12,3	126,00	185,00
01103048	7X2X0,34	9,9	86,00	145,00	01103088	6X2X0,75	12,8	146,00	224,00
01103049	8X2X0,34	10,5	97,00	150,00	01103084	7X2X0,75	13,3	168,00	247,00
01103050	10X2X0,34	11,5	131,00	190,00	01103086	8X2X0,75	13,8	180,00	276,00
01103051	12X2X0,34	12,8	148,00	220,00	01103089	10X2X0,75	16,3	220,00	343,00
01103052	14X2X0,34	13,2	159,00	245,00	01103090	12X2X0,75	17,0	261,00	384,00
01103053	16X2X0,34	13,7	191,00	250,00	01103091	14X2X0,75	18,1	294,00	442,00
01103054	18X2X0,34	14,9	193,00	275,00	01103092	16X2X0,75	19,0	328,00	503,00
01103055	20X2X0,34	15,4	236,00	290,00	01103093	18X2X0,75	19,9	390,00	554,00
01103056	24X2X0,34	16,8	270,00	380,00	01103094	20X2X0,75	21,0	420,00	615,00
01103057	25X2X0,34	17,3	279,00	400,00	01103095	24X2X0,75	23,6	480,00	732,00
01103058	30X2X0,34	21,0	316,00	440,00	01103096	25X2X0,75	24,3	525,00	802,00
01103059	32X2X0,34	21,7	336,00	490,00	01103097	30X2X0,75	26,0	580,00	894,00
01103060	40X2X0,34	24,2	428,00	590,00	01103098	32X2X0,75	26,9	701,00	1.058,00
01103061	50X2X0,34	27,3	517,00	650,00	01103099	40X2X0,75	34,2	838,00	1.267,00
01103062	2X2X0,5	8,3	54,00	74,00	01103100	50X2X0,75	49,0	1.019,00	1.520,00
01103063	3X2X0,5	8,8	70,00	98,00	01103101	2X2X1	10,5	84,00	135,00
01103064	4X2X0,5	9,5	91,00	118,00	01103102	3X2X1	10,6	103,00	160,00
01103065	5X2X0,5	10,8	105,00	155,00	01103103	4X2X1	11,0	132,00	197,00
01103066	6X2X0,5	11,3	120,00	162,00	01103104	5X2X1	12,0	161,00	253,00
01103067	7X2X0,5	11,8	128,00	178,00					
01103068	8X2X0,5	12,3	144,00	190,00					
01103070	10X2X0,5	13,8	178,00	256,00					
01103071	12X2X0,5	15,1	199,00	291,00					
01103072	14X2X0,5	15,8	210,00	331,00					
01103073	16X2X0,5	16,7	251,00	364,00					
01103074	18X2X0,5	17,2	280,00	404,00					
01103075	20X2X0,5	17,9	302,00	463,00					
01103076	24X2X0,5	21,1	360,00	556,00					
01103077	25X2X0,5	21,8	374,00	596,00					
01103078	30X2X0,5	23,6	450,00	685,00					
01103079	32X2X0,5	25,0	478,00	790,00					
01103080	40X2X0,5	27,0	570,00	925,00					
01103081	50X2X0,5	33,2	690,00	1.130,00					

Further dimensions available on request

Data cables

BKLiYCY-CY - EMC-type twisted pair Cu-screened and Cu-total screened flexible switch and control cable coloured cores to DIN VDE 47100

Technical data

adapted to DIN VDE 0812, 0245

Temperature range

flexing -5° C to +80° C

fixed installation -20° C to +80° C

Nominal voltage 500 V

Test voltage 2000 V

Application

For flexible use with free movements without tensile stress or forced movements in dry, moist and wet zones, but not suitable in the open, wherever the construction requires a minimum outer diameter. Especially for such areas as tool making and machine industries as well as in electronic, computer, measurement and control sectors.



Part N°	N° of cores x cross-sec. mm ²	Outer diameter ca. mm	Copper weight kg/km	Weight ca. kg/km	Part N°	N° of cores x cross-sec. mm ²	Outer diameter ca. mm	Copper weight kg/km	Weight ca. kg/km
01107017	2X0,25	6,9	41,50	69,00	01107001	2X2X0,25	9,8	63,00	125,00
01107016	4X0,25	7,8	65,00	130,00	01107002	3X2X0,25	10,8	80,00	140,00
					01107003	4X2X0,25	12,2	124,00	205,00
					01107004	6X2X0,25	15,3	149,00	275,00
					01107005	8X2X0,25	16,2	189,00	330,00
					01107006	10X2X0,25	19,3	267,00	420,00
					01107007	12X2X0,25	19,8	307,00	464,00
					01107008	16X2X0,25	22,4	363,00	590,00
					01107009	20X2X0,25	23,1	385,00	620,00
					01107010	24X2X0,25	25,7	463,00	690,00
					01107011	32X2X0,25	29,1	573,00	785,00
					01107018	4X2X0,34	12,4	137,20	213,00
					01107012	2X2X0,5	10,2	140,00	210,00
					01107013	3X2X0,5	11,3	147,00	209,00
					01107014	4X2X0,5	13,3	158,00	168,00
					01107015	6X2X0,5	16,3	231,00	370,00

Further dimensions available on request

Data cables

BKLiYCY-OZ/JZ - EMC-type Cu-screened flexible switch and control cable

Technical data

adapted to DIN VDE 0245, 0281 part 13

Temperature range

flexing -5° C to +70° C

fixed installation -30° C to +70° C

Nominal voltage 300/500 V

Test voltage 4000 V

Insulation resistance


min. 20 MΩm x km

Minimum bending radius

approx. 10 x cable diam.

Application

For use as data cable in control circuits, tool making and machine industries as well as signal cable in computer systems and electronics. The usual PVC-inner sheath has been replaced by a stabilizing foil separator, thus reducing the total diameter of the cable. The high covering percentage of the copper screen offers an interference-free signal transfer.



Part N°	N° of cores x cross-sec. mm²	Outer diameter ca. mm	Copper weight kg/km	Weight ca. kg/km	Part N°	N° of cores x cross-sec. mm²	Outer diameter ca. mm	Copper weight kg/km	Weight ca. kg/km
01104157	1X0,5	5,9	15,00	21,00	01104021	2X0,75	1,0	43,00	50,00
01104003	2X0,5	5,9	36,00	49,00	01104022	3X0,75	6,2	52,00	64,00
01104004	3X0,5	6,2	43,00	55,00	01104024	4X0,75	7,1	61,00	77,00
01104005	4X0,5	6,6	49,00	61,00	01104026	5X0,75	7,7	72,00	93,00
01104006	5X0,5	7,1	57,00	76,00	01104160	6X0,75	8,3	85,00	114,00
01104007	6X0,5	7,6	66,00	89,00	01104027	7X0,75	8,6	90,00	130,00
01104008	7X0,5	7,6	69,00	98,00	01104159	8X0,75	8,8	110,00	140,00
01104009	8X0,5	8,1	82,00	110,00	01104028	10X0,75	10,0	131,00	170,00
01104010	10X0,5	9,3	93,00	131,00	01104029	12X0,75	10,5	154,00	187,00
01104011	12X0,5	9,6	107,00	147,00	01104030	14X0,75	11,8	166,00	239,00
01104012	16X0,5	10,5	129,00	184,00	01104031	16X0,75	12,0	183,00	249,00
01104013	18X0,5	11,0	152,00	203,00	01104032	18X0,75	12,5	205,00	274,00
01104014	20X0,5	11,4	165,00	220,00	01104033	19X0,75	12,8	213,00	290,00
01104015	24X0,5	13,3	190,00	274,00	01104034	21X0,75	14,0	237,00	330,00
01104167	25X0,5	14,0	211,00	280,00	01104035	24X0,75	14,5	250,00	349,00
01104016	27X0,5	14,0	229,00	318,00	01104040	25X0,75	14,8	285,00	361,00
01104017	32X0,5	14,4	287,00	341,00	01104041	27X0,75	15,0	299,00	420,00
01104162	34X0,5	15,5	312,00	360,00	01104042	30X0,75	17,1	315,00	445,00
01104018	42X0,5	17,3	365,00	490,00	01104190	32X0,75	15,9	330,00	445,00
01104019	50X0,5	18,5	407,00	562,00	01104044	34X0,75	17,8	350,00	498,00
					01104045	37X0,75	18,8	360,00	588,00
					01104046	40X0,75	19,2	393,00	640,00
					01104047	42X0,75	20,0	440,00	680,00
					01104048	48X0,75	21,4	463,00	690,00
					01104049	50X0,75	21,9	480,00	696,00
					01104050	61X0,75	21,9	555,00	810,00

Further dimensions available on request

Data cables

BKLiYCY-OZ/JZ - EMC-type Cu-screened flexible switch and control cable

Part N°	N° of cores x cross-sec. mm ²	Outer diameter ca. mm	Copper weight kg/km	Weight ca. kg/km	Part N°	N° of cores x cross-sec. mm ²	Outer diameter ca. mm	Copper weight kg/km	Weight ca. kg/km
01104051	1X1	5,0	23,00	1,00	01104189	1x2,5	5,6	42,00	64,80
01104052	2X1	7,4	51,00	78,00	01104174	2X2,5	8,6	96,00	130,00
01104053	3X1	6,3	70,00	78,00	01104094	3X2,5	10,9	122,00	179,00
01104054	4X1	6,8	80,00	94,00	01104095	4X2,5	11,8	148,00	219,00
01104055	5X1	7,6	95,00	122,00	01104096	5X2,5	13,1	180,00	279,00
01104056	6X1	10,0	105,00	160,00	01104097	7X2,5	14,1	253,00	349,00
01104057	7X1	8,8	120,00	152,00	01104098	12X2,5	18,8	385,00	609,00
01104058	8X1	11,2	130,00	210,00	01104187	1x4	6,2	58,00	84,60
01104175	10X1	13,5	142,00	250,00	01104164	2X4	11,5	150,00	194,00
01104060	12X1	10,6	172,00	250,00	01104099	3X4	12,0	178,00	233,00
01104061	16X1	15,5	225,00	360,00	01104100	4X4	13,2	248,00	305,00
01104062	18X1	12,5	268,00	366,00	01104102	5X4	14,4	269,00	373,00
01104063	19X1	12,8	280,00	1,00	01104188	1x6	7,7	87,00	132,00
01104064	20X1	16,2	290,00	410,00	01104180	2X6	12,5	159,00	230,00
01104065	25X1	15,4	354,00	518,00	01104103	4X6	16,0	360,00	450,00
01104066	27X1	16,6	385,00	575,00	01104108	5X6	17,7	369,00	558,00
01104067	34X1	17,0	450,00	710,00	01104104	4X10	20,0	485,00	800,00
01104069	42X1	20,3	533,00	876,00	01104110	5X10	21,5	714,00	854,00
01104070	50X1	21,8	625,00	1.002,00	01104106	4X16	24,0	830,00	1.070,00
01104071	1X1,5	5,3	29,00	48,00	01104111	5X16	25,4	1.050,00	1.260,00
01104072	2X1,5	8,0	65,00	95,00	01104107	4X25	31,0	1.310,00	1.380,00
01104073	3X1,5	7,4	90,00	97,00	01104113	5X25	31,6	1.433,00	1.922,00
01104074	4X1,5	8,0	110,00	122,00					
01104075	5X1,5	8,8	125,00	150,00					
01104177	6X1,5	10,8	144,00	200,00					
01104077	7X1,5	10,2	159,00	192,00					
01104078	8X1,5	12,3	175,00	260,00					
01104079	10X1,5	12,0	210,00	274,00					
01104080	12X1,5	12,6	268,00	315,00					
01104081	16X1,5	16,0	359,00	452,00					
01104082	18X1,5	15,1	373,00	450,00					
01104083	19X1,5	15,5	380,00	494,00					
01104084	20X1,5	17,8	385,00	551,00					
01104085	21X1,5	15,9	392,00	530,00					
01104086	25X1,5	20,6	530,00	689,00					
01104087	27X1,5	19,3	575,00	760,00					
01104088	30X1,5	19,3	593,00	790,00					
01104089	32X1,5	22,2	615,00	852,00					
01104090	34X1,5	20,5	640,00	885,00					
01104091	37X1,5	21,3	695,00	920,00					
01104092	42X1,5	22,3	780,00	1.004,00					
01104093	50X1,5	24,4	974,00	1.210,00					

Further dimensions available on request

Data cables

BKLiYCY/EB - EMC-type Cu-screened intrinsic safety flexible switch and control cable coloured cores to DIN VDE 47100

Technical data

adapted to DIN VDE 0165 part 1, EN 60079-14, IEC 60079-14 sect. 12.2.2.6

Temperature range

flexing -5° C to +80° C

fixed installation -30° C to +80° C

Nominal voltage $U_0/U = 300/500$ V

Test voltage 2000 V

Insulation resistance

min. 20 MOhm x km

Application

For hazardous areas. Cables with special marking (blue). Usable as flexible control and measuring cables to meet the requirements for the installation of electrical apparatus. These installations are not earthed and require a separate power circuit. Not suitable for laying below ground. The braided copper screen ensures the transmission of data signals and is free from interference. Extensively oil-resistant.



Part N°	N° of cores x cross-sec. mm²	Outer diameter ca. mm	Copper weight kg/km	Weight ca. kg/km	Part N°	N° of cores x cross-sec. mm²	Outer diameter ca. mm	Copper weight kg/km	Weight ca. kg/km
01105001	2X0,5	5,9	36,00	49,00	01105027	2X1	7,4	51,00	74,00
01105002	3X0,5	6,2	43,00	58,00	01105029	3X1	7,9	70,00	89,00
01105003	4X0,5	6,6	49,00	70,00	01105031	4X1	8,7	80,00	107,00
01105004	5X0,5	7,1	57,00	80,00	01105073	5X1	9,2	95,00	132,00
01105006	7X0,5	7,6	69,00	99,00	01105032	7X1	10,0	120,00	158,00
01105007	12X0,5	9,6	107,00	147,00	01105033	10X1	13,5	165,00	215,00
01105008	16X0,5	10,5	129,00	184,00	01105034	12X1	13,3	185,00	254,00
01105009	18X0,5	11,0	141,00	203,00	01105035	16X1	15,5	220,00	330,00
01105010	20X0,5	11,4	161,00	220,00	01105036	18X1	16,0	268,00	366,00
01105011	24X0,5	13,3	190,00	274,00	01105037	20X1	16,2	290,00	399,00
01105078	34X0,5	15,8	287,00	500,00	01105038	24X1	18,8	334,00	541,00
01105012	2X0,75	5,9	43,00	50,00	01105039	25X1	18,9	354,00	551,00
01105013	3X0,75	6,2	52,00	64,00	01105040	2X1,5	8,0	65,00	86,00
01105014	4X0,75	7,1	61,00	77,00	01105042	3X1,5	8,5	90,00	107,00
01105015	5X0,75	7,7	72,00	93,00	01105075	4X1,5	9,2	110,00	129,00
01105017	6X0,75	8,3	85,00	113,00	01105081	5X1,5	10,0	125,00	150,00
01105080	7X0,75	8,6	90,00	130,00	01105046	7X1,5	10,8	159,00	192,00
01105085	8X0,75	9,4	110,00	145,00	01105047	12X1,5	15,0	268,00	315,00
01105019	12X0,75	10,5	154,00	187,00	01105048	16X1,5	16,0	345,00	420,00
01105020	16X0,75	12,0	183,00	249,00	01105049	18X1,5	16,8	373,00	450,00
01105021	18X0,75	12,5	211,00	274,00	01105050	20X1,5	17,8	385,00	500,00
01105022	20X0,75	12,9	220,00	298,00	01105051	24X1,5	20,4	465,00	675,00
01105023	24X0,75	14,5	250,00	349,00	01105077	25X1,5	21,0	530,00	690,00
01105074	25X0,75	14,8	285,00	361,00	01105052	34X1,5	20,5	683,00	885,00
01105025	27X0,75	15,0	299,00	420,00					
01105082	34X0,75	16,4	350,00	510,00					

Further dimensions available on request

Data cables

BKLiYCY/EB - EMC-type twisted pair Cu-screened intrinsic safety flexible switch and control cable coloured cores to DIN VDE 47100

Technical data

adapted to DIN VDE 0165 part 1, EN 60079-14, IEC 60079-14
sect. 12.2.2.6

Temperature range

flexing -5° C to +80° C

fixed installation -30° C to +70° C

Nominal voltage $U_0/U = 300/500$ V

Test voltage 2000 V

Insulation resistance

min. 20 MΩ x km

Application

For hazardous areas. Cables with special marking (blue). Usable as flexible control and measuring cables to meet the requirements for the installation of electrical apparatus. These installations are not earthed and require a separate power circuit. Not suitable for laying below ground. The braided copper screen ensures the transmission of data signals and is free from interference. Extensively oil-resistant.



Part N°	N° of cores x cross-sec. mm²	Outer diameter ca. mm	Copper weight kg/km	Weight ca. kg/km	Part N°	N° of cores x cross-sec. mm²	Outer diameter ca. mm	Copper weight kg/km	Weight ca. kg/km
01106001	2X2X0,5	8,0	46,00	86,00	01106021	1X2X0,75	6,0	43,00	50,00
01106002	3X2X0,5	8,4	70,00	100,00	01106011	2X2X0,75	8,7	67,00	105,00
01106003	4X2X0,5	9,1	82,00	118,00	01106012	3X2X0,75	9,2	87,00	128,00
01106004	6X2X0,5	10,7	111,00	168,00	01106013	4X2X0,75	10,0	110,00	148,00
01106005	8X2X0,5	13,0	137,00	228,00	01106014	6X2X0,75	11,1	146,00	224,00
01106006	12X2X0,5	14,4	186,00	291,00	01106015	8X2X0,75	14,6	180,00	276,00
01106007	16X2X0,5	17,7	242,00	364,00	01106016	12X2X0,75	16,4	267,00	384,00
01106008	20X2X0,5	19,2	300,00	463,00	01106017	16X2X0,75	20,0	330,00	503,00
01106009	24X2X0,5	20,7	360,00	556,00	01106018	20X2X0,75	21,6	425,00	615,00
01106010	25X2X0,5	20,9	374,00	596,00	01106019	24X2X0,75	24,3	488,00	732,00
					01106020	25X2X0,75	24,4	530,00	802,00

Further dimensions available on request

Data cables

BKTKSÖ

data transmission-cable for petrol stations and refineries

Technical data

Temperature range

-5° C to +70° C

Nominal voltage $U_0/U = 200/500$ V

Application

For external and internal wiring at gas pumps under plaster.



Part N°	N° of cores x cross-sec. mm ²	Outer diameter ca. mm	Copper weight kg/km	Weight ca. kg/km
01112001	4x0,75 RM	7,0	36,00	145,00
01112005	7x0,75 RE	11,0	63,00	185,00
01112009	8x0,75 RM	12,7	65,00	220,00

Further dimensions available on request

Industrial electronic cables

JE-LiYY...Bd Si

Technical data

acc. to DIN VDE 0815/DIN 57815

Temperature range

flexing -5° C to +50° C

fixed installation -30° C to +70° C

Nominal voltage 225 V

Test voltage

core/core = 500 V, core/screen = 2000 V

Application

It is suitable for transmission of signals and measurements in the fields of electronics and for data transmission in computers. Also suitable for flexing and fixed installation in dry and moist zones in and under plaster as well as in the open for fixed installation on outer walls of buildings.



Part N°	N° of cores x cross-sec. mm ²	Outer diameter ca. mm	Copper weight kg/km	Weight ca. kg/km
01201002	4X1X0,5 Bd	6,0	20,00	50,00
01201003	8X1X0,5 Bd	7,5	40,00	75,00
01201004	16X1X0,5 Bd	10,5	80,00	145,00
01201005	24X1X0,5 Bd	12,0	120,00	199,00
01201006	32X1X0,5 Bd	13,5	160,00	260,00
01201007	40X1X0,5 Bd	15,0	200,00	318,00
01201008	80X1X0,5 Bd	21,0	400,00	655,00

Further dimensions available on request

Industrial electronic cables

JE-Y(St)Y, JE-Y(St)Yv, JE-Y(St)YY...Bd Si JE-LiY(St)Y

Technical data

DIN VDE 0815

Nominal voltage 250 V

Application

Universal instrumentation cable for signal transmission in industrial control and measurement systems. For fixed installation in dry and wet rooms.



JE-Y(St)Y

Part N°	N° of cores x cross-sec. mm ²	Outer diameter ca. mm	Copper weight kg/km	Weight ca. kg/km	Part N°	N° of cores x cross-sec. mm ²	Outer diameter ca. mm	Copper weight kg/km	Weight ca. kg/km
01204001	2X2X0,8 Bd	6,0	25,00	57,00	01204002	2X2X0,8 Bd (blue)	6,0	25,00	57,00
01204003	4X2X0,8 Bd	8,0	45,00	93,00	01204004	4X2X0,8 Bd (blue)	8,0	45,00	93,00
01204005	8X2X0,8 Bd	11,0	85,00	160,00					
01204007	12X2X0,8 Bd	12,5	126,00	212,00					
01204009	16X2X0,8 Bd	14,0	166,00	278,00					
01204011	20X2X0,8 Bd	15,0	206,00	335,00					
01204013	24X2X0,8 Bd	17,0	246,00	385,00					
01204015	32X2X0,8 Bd	19,0	327,00	523,00					
01204017	40X2X0,8 Bd	21,5	407,00	632,00					
01204019	48X2X0,8 Bd	23,0	488,00	685,00					
01204021	80X2X0,8 Bd	o. r.	809,00	1.290,00					

Further dimensions available on request

JE-Y(St)Yv

Part N°	N° of cores x cross-sec. mm ²	Outer diameter ca. mm	Copper weight kg/km	Weight ca. kg/km
01205001	2X2X0,8 Bd	8,0	25,00	80,00
01205002	4X2X0,8 Bd	10,0	45,00	130,00
01205003	8X2X0,8 Bd	12,5	85,00	200,00
01205004	12X2X0,8 Bd	14,0	126,00	270,00
01205005	16X2X0,8 Bd	15,5	166,00	335,00
01205006	20X2X0,8 Bd	16,0	206,00	395,00
01205007	32X2X0,8 Bd	20,0	327,00	600,00
01205008	40X2X0,8 Bd	22,0	407,00	725,00
01205009	48X2X0,8 Bd	24,1	488,00	765,00
01205010	80X2X0,8 Bd	31,0	809,00	1.360,00

Further dimensions available on request

Industrial electronic cables

**JE-Y(St)Y, JE-Y(St)Yv, JE-Y(St)YY...Bd Si
JE-LiY(St)Y**

Technical data

DIN VDE 0815

Nominal voltage 250 V

Application

Universal instrumentation cable for signal transmission in industrial control and measurement systems. For fixed installation in dry and wet rooms.



JE-Y(St)YY...Bd Si

Part N°	N° of cores x cross-sec. mm ²	Outer diameter ca. mm	Copper weight kg/km	Weight ca. kg/km
1206001	2X2X0,8 Bd	o. r.	25,00	90,00
1206002	4X2X0,8 Bd	o. r.	45,00	140,00
1206003	8X2X0,8 Bd	o. r.	85,00	215,00
1206004	12X2X0,8 Bd	o. r.	126,00	300,00
1206005	16X2X0,8 Bd	o. r.	166,00	370,00
1206006	20X2X0,8 Bd	o. r.	206,00	435,00
1206007	32X2X0,8 Bd	o. r.	327,00	650,00
1206008	40X2X0,8 Bd	o. r.	407,00	780,00
1206009	48X2X0,8 Bd	o. r.	488,00	820,00
1206010	80X2X0,8 Bd	o. r.	809,00	1.430,00

Further dimensions available on request

JE-LiY(St)Y

Part N°	N° of cores x cross-sec. mm ²	Outer diameter ca. mm	Copper weight kg/km	Weight ca. kg/km
01203001	2X2X0,5 Bd	6,5	25,00	79,00
01203002	4X2X0,5 Bd	9,0	45,00	110,00
01203003	8X2X0,5 Bd	11,5	85,00	180,00
01203004	12X2X0,5 Bd	13,5	125,00	260,00
01203005	16X2X0,5 Bd	15,0	165,00	315,00
01203006	20X2X0,5 Bd	16,5	205,00	375,00
01203007	24X2X0,5 Bd	18,5	245,00	445,00
01203008	32X2X0,5 Bd	20,5	325,00	570,00
01203009	40X2X0,5 Bd	22,5	405,00	690,00

Further dimensions available on request

Industrial electronic cables

JE-LiYCY...Bd Si

Also available with blue outer jacket for intrinsic safe installations

Technical data

acc. to DIN VDE 0815/DIN 57815

Temperature range

flexing -5° C to +50° C

fixed installation -30° C to +70° C

Nominal voltage 225 V

Test voltage

core/core = 500 V, core/screen = 2000 V

Application

Especially suited for transmission of signals and measurements in the fields of electronics and for data transmission in computers. Also suitable for flexing and fixed installation in dry and moist zones in and under plaster as well as in the open for fixed installation on outer walls of buildings.



Part N°	N° of cores x cross-sec. mm ²	Outer diameter ca. mm	Copper weight kg/km	Weight ca. kg/km
01202001	2X2X0,5 Bd	7,0	51,00	81,00
01202002	4X2X0,5 Bd	9,5	87,00	137,00
01202003	8X2X0,5 Bd	13,0	144,00	248,00
01202004	12X2X0,5 Bd	15,0	196,00	307,00
01202005	16X2X0,5 Bd	16,5	249,00	375,00
01202006	20X2X0,5 Bd	18,5	299,00	461,00
01202007	24X2X0,5 Bd	20,5	348,00	595,00
01202008	32X2X0,5 Bd	23,0	444,00	719,00
01202009	40X2X0,5 Bd	25,0	537,00	831,00

Further dimensions available on request

Industrial electronic cables

**BKRD-Y(St)Y, BKRD-Y(St)Yv, BKRD-Y(St)YY
BKRE-2Y(St)Y, BKRE-2Y(St)Yv, BKRE-2Y(St)Yv PiMF**

Also available with blue outer jacket for intrinsic safe installations

Technical data

adapted to DIN VDE 0815

Temperature range

flexing -5° C to +50° C

fixed installation -30° C to +70° C

Test voltage

core/core = 2000 V, core/screen = 1000 V

Application

For use in measurement and control technology such as in control rooms of industrial plants and power stations. A static screen protects the transmission circuits against outer electrical interferences and the twisted pairs lead to good crosstalk attenuation values in a unit. These cables serve for transmission of analog and digital signals up to frequencies of approx. 10 kHz. Maxi-Termi-Point capable. Only suitable for fixed installation in buildings.



BKRD-Y(St)Y					BKRD-Y(St)Yv				
Part N°	N° of cores x cross-sec. mm ²	Outer diameter ca. mm	Copper weight kg/km	Weight ca. kg/km	Part N°	N° of cores x cross-sec. mm ²	Outer diameter ca. mm	Copper weight kg/km	Weight ca. kg/km
01301026	2X2X0,5	6,0	25,00	60,00	01311001	2X2X0,5	9,0	25,00	95,00
01301027	4X2X0,5	8,0	45,00	95,00	01311002	8X2X0,5	13,0	85,00	202,00
01301028	8X2X0,5	11,5	85,00	157,00					
01301029	12X2X0,5	12,0	125,00	229,00					
01301030	16X2X0,5	13,7	165,00	290,00					
01301001	20X2X0,5 Bd	15,0	205,00	380,00					
01301002	24X2X0,5 Bd	16,3	245,00	422,00					
01301003	28X2X0,5 Bd	o. r.	285,00	530,00					
01301004	32X2X0,5 Bd	22,0	325,00	535,00					
01301005	36X2X0,5 Bd	o. r.	365,00	640,00					
01301006	40X2X0,5 Bd	21,8	405,00	700,00					
01301007	44X2X0,5 Bd	o. r.	445,00	760,00					
01301008	48X2X0,5 Bd	23,0	485,00	796,00					
01301009	52X2X0,5 Bd	o. r.	525,00	910,00					
01301010	56X2X0,5 Bd	o. r.	565,00	975,00					
01301011	60X2X0,5 Bd	o. r.	605,00	1.045,00					
01301012	64X2X0,5 Bd	o. r.	645,00	1.110,00					
01301013	80X2X0,5 Bd	28,8	805,00	1.340,00					
01301014	96X2X0,5 Bd	30,5	965,00	1.500,00					
01301015	2X2X1 Bd	10,0	51,00	120,00					
01301016	4X2X1 Bd	11,0	91,00	180,00					
01301017	8X2X1 Bd	15,0	171,00	310,00					
01301018	12X2X1 Bd	17,5	252,00	420,00					
01301019	16X2X1 Bd	20,5	332,00	560,00					
01301020	20X2X1 Bd	22,5	413,00	670,00					
01301021	24X2X1 Bd	24,5	493,00	810,00					
01301022	32X2X1 Bd	27,5	654,00	1.040,00					
01301023	40X2X1 Bd	31,0	816,00	1.290,00					
01301024	48X2X1 Bd	33,5	977,00	1.520,00					
01301025	80X2X1 Bd	42,0	1.617,00	2.440,00					

Further dimensions available on request

Industrial electronic cables

**BKRD-Y(St)Y, BKRD-Y(St)Yv, BKRD-Y(St)YY
BKRE-2Y(St)Y, BKRE-2Y(St)Yv, BKRE-2Y(St)Yv PiMF**

Also available with blue outer jacket for intrinsic safe installations

BKRD-Y(St)YY					BKRE-2Y(St)Y				
Part N°	N° of cores x cross-sec. mm ²	Outer diameter ca. mm	Copper weight kg/km	Weight ca. kg/km	Part N°	N° of cores x cross-sec. mm ²	Outer diameter ca. mm	Copper weight kg/km	Weight ca. kg/km
01302001	2X2X0,5 Bd	6,0	25,00	55,00	01305001	1x2x0,5	8,2	15,00	80,00
01302003	4X2X0,5 Bd	8,0	45,00	91,00	01305026	2x2x0,5	10,2	30,00	122,00
01302005	8X2X0,5 Bd	11,5	85,00	158,00	01305018	4x2x0,5	10,8	50,00	135,00
01302007	12X2X0,5 Bd	12,0	125,00	210,00	01305043	6x2x0,5	12,6	70,00	190,00
01302009	16X2X0,5 Bd	13,7	165,00	280,00	01305027	8x2x0,5	13,3	90,00	200,00
01302011	20X2X0,5 Bd	15,0	205,00	340,00	01305028	10x2x0,5	14,4	110,00	225,00
01302013	24X2X0,5 Bd	16,3	245,00	392,00	01305029	12x2x0,5	15,0	130,00	260,00
01302015	28X2X0,5 Bd	18,2	285,00	425,00	01305030	16x2x0,5	16,8	170,00	320,00
01302017	32X2X0,5 Bd	20,5	325,00	453,00	01305031	20x2x0,5	18,7	210,00	380,00
01302019	36X2X0,5 Bd	21,8	365,00	510,00	01305032	24x2x0,5	20,5	250,00	465,00
01302021	40X2X0,5 Bd	21,8	405,00	640,00	01305033	36x2x0,5	24,3	370,00	650,00
01302023	44X2X0,5 Bd	22,5	445,00	690,00	01305034	48x2x0,5	27,5	490,00	840,00
01302025	48X2X0,5 Bd	23,0	485,00	750,00	01305014	2x2x0,75	11,5	31,50	140,00
01302027	52X2X0,5 Bd	23,8	525,00	795,00	01305035	1x2x1,3	10,0	34,00	67,00
01302029	56X2X0,5 Bd	24,5	565,00	845,00	01305036	2x2x1,3	11,7	62,00	161,00
01302031	60X2X0,5 Bd	25,4	605,00	899,00	01305037	4x2x1,3	13,5	114,00	230,00
01302033	64X2X0,5 Bd	26,5	645,00	959,00	01305038	8x2x1,3	17,5	218,00	343,00
01302035	80X2X0,5 Bd	28,8	805,00	1200,00	01305039	12x2x1,3	19,3	322,00	515,00
01302037	96X2X0,5 Bd	30,5	965,00	1.570,00	01305040	16x2x1,3	22,0	426,00	656,00
					01305041	24x2x1,3	26,5	684,00	952,00
					01305042	1x3x1,3	9,7	44,00	116,00

Further dimensions available on request

BKRE-2Y(St)Yv					BKRE-2Y(St)Yv PiMF				
Part N°	N° of cores x cross-sec. mm ²	Outer diameter ca. mm	Copper weight kg/km	Weight ca. kg/km	Part N°	N° of cores x cross-sec. mm ²	Outer diameter ca. mm	Copper weight kg/km	Weight ca. kg/km
01307001	1x2x0,5	7,3	15,00	60,00	01307015	1x3x1,3	7,7	44,00	66,00
01307007	2x2x0,5	9,8	30,00	110,00	01307014	4x2x1,3	13,3	114,00	230,00
01307008	4x2x0,5	11,5	50,00	150,00	01307013	8x2x1,3	16,8	218,00	375,00
01307009	8x2x0,5	15,0	90,00	191,00	01307019	12x2x1,3	20,5	322,00	488,00
01307028	20x2x0,5	18,5	210,00	385,00	01307021	24x2x1,3	29,4	697,00	1.104,00
01307029	24x2x0,5	20,2	250,00	468,00	01307017	48x2x1,3	34,2	1.368,00	1.834,00
01307010	1x2x0,75	7,7	25,00	70,00					
01307027	2x2x0,75	10,6	35,00	123,00					
01307011	4x2x0,75	11,8	70,00	170,00					
01307020	6x2x0,75	14,5	92,00	187,00					
01307025	8x2X0,75	14,6	125,00	258,00					
01307012	12x2x0,75	16,9	190,00	355,00					
01307030	50X2X0,75	28,0	710,00	1.200,00					

Further dimensions available on request

Telephone cables

J-YY...Bd indoor cable

Technical data

DIN VDE 0815

Application

For connection and installation of telecommunication and data transmission systems in dry and wet rooms.



Part N°	N° of cores x cross-sec. mm ²	Outer diameter ca. mm	Copper weight kg/km	Weight ca. kg/km	Part N°	N° of cores x cross-sec. mm ²	Outer diameter ca. mm	Copper weight kg/km	Weight ca. kg/km
01501004	1X2X0,6	4,5	5,70	26,00	01501010	20X2X0,6	12,3	113,00	201,00
01501005	2X2X0,6	4,8	11,00	35,00	01501011	24X2X0,6	12,3	136,00	228,00
01501006	4X2X0,6	6,8	23,00	60,00	01501012	30X2X0,6	13,5	170,00	285,00
00000000	5X2X0,6	7,0	30,00	59,00	01501013	40X2X0,6	14,8	226,00	362,00
01501007	6X2X0,6	7,1	34,00	75,00	01501014	50X2X0,6	16,1	283,00	439,00
00000000	8X2X0,6	8,0	46,00	93,00	01501015	60X2X0,6	17,6	339,00	518,00
01501008	10X2X0,6	8,3	57,00	100,00	01501016	80X2X0,6	20,5	452,00	685,00
00000000	12X2X0,6	o. r.	71,00	129,00	01501017	100X2X0,6	22,5	656,00	840,00

Further dimensions available on request

Telephone cables

J-Y(St)Y...Bd

indoor cable

Technical data

DIN VDE 0815

Application

For connection and installation of telecommunication and data transmission systems in dry and wet rooms.



Part N°	N° of cores x cross-sec. mm ²	Outer diameter ca. mm	Copper weight kg/km	Weight ca. kg/km	Part N°	N° of cores x cross-sec. mm ²	Outer diameter ca. mm	Copper weight kg/km	Weight ca. kg/km
01502001	1X2X0,6	4,5	7,00	26,00	01502041	1X2X0,8	5,5	11,00	38,00
01502002	2X2X0,6	4,9	13,00	35,00	01502021	2X2X0,8	6,1	21,00	54,00
01502003	3X2X0,6	6,2	18,00	49,00	01502023	3X2X0,8	8,0	31,00	77,00
01502004	4X2X0,6	6,6	24,00	58,00	01502024	4X2X0,8	8,7	41,00	94,00
01502005	5X2X0,6	7,1	30,00	59,00	01502025	5X2X0,8	9,4	52,00	114,00
01502006	6X2X0,6	7,6	35,00	61,00	01502026	6X2X0,8	10,1	62,00	135,00
01502007	8X2X0,6	8,1	46,00	93,00	01502027	8X2X0,8	10,2	82,00	154,00
01502008	10X2X0,6	9,3	58,00	113,00	01502028	10X2X0,8	13,1	102,00	205,00
01502009	12X2X0,6	9,5	71,00	129,00	01502029	12X2X0,8	13,5	123,00	235,00
01502011	16X2X0,6	10,4	93,00	163,00	01502031	16X2X0,8	14,8	164,00	299,00
01502012	20X2X0,6	10,9	116,00	191,00	01502032	20X2X0,8	15,6	204,00	352,00
01502013	24X2X0,6	13,0	139,00	239,00	01502033	24X2X0,8	18,4	244,00	437,00
01502014	30X2X0,6	13,7	172,00	284,00	01502034	30X2X0,8	19,4	304,00	522,00
01502015	40X2X0,6	14,5	229,00	258,00	01502035	40X2X0,8	20,9	405,00	663,00
01502016	50X2X0,6	16,5	286,00	438,00	01502037	50X2X0,8	23,7	506,00	832,00
01502017	60X2X0,6	17,5	342,00	512,00	01502038	60X2X0,8	25,8	606,00	978,00
01502018	80X2X0,6	19,6	455,00	676,00	01502039	80X2X0,8	28,8	807,00	1.288,00
01502019	100X2X0,6	22,1	568,00	829,00	01502040	100X2X0,8	36,5	1.008,00	1.900,00

Further dimensions available on request

Telephone cables

J-2Y(St)Y...St III Bd

Technical data
DIN VDE 0815

Application

For connection and installation of telecommunication and data transmission systems in dry and wet rooms.



Part N°	N° of cores x cross-sec. mm ²	Outer diameter ca. mm	Copper weight kg/km	Weight ca. kg/km
01509014	2x2x 0,6	5,6	13,00	35,00
01509015	3x2x0,6	1,0	18,00	55,00
01509016	4x2x0,6	7,9	24,00	70,00
01509017	6x2x0,6	7,7	35,00	80,00
01509018	8x2x0,6	1,0	45,00	95,00
01509019	10x2x0,6	9,0	58,00	110,00
01509020	20x2x0,6	14,1	116,00	185,00
01509021	30x2x0,6	14,9	172,00	270,00
01509022	40x2x0,6	1,0	229,00	345,00
01509023	50x2x0,6	18,4	286,00	430,00
01509024	60x2x0,6	20,1	342,00	500,00
01509025	80x2x0,6	26,1	455,00	650,00
01509026	100x2x0,6	27,0	568,00	820,00

Further dimensions available on request

Telephone cables

J-Y(St)Y...Lg - fire alarm cable indoor cable

Technical data
DIN VDE 0815

Application
For connection and installation of telecommunication and data transmission systems in dry and wet rooms.



Part N°	N° of cores x cross-sec. mm²	Outer diameter ca. mm	Copper weight kg/km	Weight ca. kg/km	Part N°	N° of cores x cross-sec. mm²	Outer diameter ca. mm	Copper weight kg/km	Weight ca. kg/km
01506001	1X2X0,8	50,0	11,00	38,00	01506010	16X2X0,8	14,8	164,00	299,00
01506002	2X2X0,8	10,0	21,00	54,00	01506011	20X2X0,8	15,6	204,00	352,00
01506003	3X2X0,8	8,0	31,00	77,00	01506012	24X2X0,8	18,4	244,00	437,00
01506004	4X2X0,8	8,7	41,00	94,00	01506013	30X2X0,8	19,4	304,00	522,00
01506005	5X2X0,8	9,4	52,00	114,00	01506014	40X2X0,8	20,9	405,00	663,00
01506006	6X2X0,8	10,1	62,00	135,00	01506015	50X2X0,8	23,7	506,00	832,00
01506007	8X2X0,8	10,2	82,00	154,00	01506016	60X2X0,8	25,8	606,00	978,00
01506008	10X2X0,8	13,1	102,00	205,00	01506017	80X2X0,8	31,0	807,00	1.050,00
01506009	12X2X0,8	13,5	123,00	235,00	01506018	100X2X0,8	36,5	1.008,00	1.900,00

Further dimensions available on request

Telephone cables

A-2Y(L)2Y outdoor cable

Technical data
DIN VDE 0815

Application

For connection and installation of telecommunication and data transmission systems in dry and wet zones as well as direct laying below ground.



Part N°	N° of cores x cross-sec. mm²	Outer diameter ca. mm	Copper weight kg/km	Weight ca. kg/km	Part N°	N° of cores x cross-sec. mm²	Outer diameter ca. mm	Copper weight kg/km	Weight ca. kg/km
01510001	2X2X0,6	10,5	11,00	80,00	01510016	2X2X0,8	12,5	20,00	100,00
01510002	4X2X0,6	11,0	23,00	125,00	01510017	4X2X0,8	13,0	40,00	160,00
01510003	6X2X0,6	11,5	34,00	130,00	01510018	6X2X0,8	13,5	60,00	175,00
01510004	10X2X0,6	13,0	57,00	165,00	01510019	10X2X0,8	15,0	101,00	235,00
01510005	20X2X0,6	16,0	113,00	265,00	01510020	20X2X0,8	18,0	201,00	390,00
01510006	30X2X0,6	18,0	170,00	355,00	01510021	30X2X0,8	21,0	302,00	540,00
01510007	40X2X0,6	19,5	226,00	440,00	01510022	40X2X0,8	23,5	402,00	680,00
01510008	50X2X0,6	21,0	283,00	525,00	01510023	50X2X0,8	25,0	503,00	835,00
01510009	70X2X0,6	23,5	396,00	705,00	01510024	70X2X0,8	28,5	704,00	1.110,00
01510011	100X2X0,6	27,0	565,00	950,00	01510025	100X2X0,8	32,5	1.005,00	1.515,00
01510012	150X2X0,6	33,0	848,00	1.345,00	01510026	150X2X0,8	40,0	1.508,00	2.200,00
01510013	200X2X0,6	38,0	1.131,00	1.755,00	01510027	200X2X0,8	47,0	2.011,00	2.900,00
01510014	250X2X0,6	41,5	1.414,00	2.150,00					
01510015	300X2X0,6	44,5	1.696,00	2.530,00					

Further dimensions available on request

Telephone cables

A-2YF(L)2Y

outdoor cable petroleum jelly filled

Technical data

DIN VDE 0815

Application

For connection and installation of telecommunication and data transmission systems in dry and wet zones as well as direct laying below ground.



Part N°	N° of cores x cross-sec. mm ²	Outer diameter ca. mm	Copper weight kg/km	Weight ca. kg/km	Part N°	N° of cores x cross-sec. mm ²	Outer diameter ca. mm	Copper weight kg/km	Weight ca. kg/km
01511001	2X2X0,6	11,0	11,00	80,00	01511016	2X2X0,8	13,0	20,00	100,00
01511002	4X2X0,6	11,5	23,00	150,00	01511017	4X2X0,8	13,5	40,00	175,00
01511003	6X2X0,6	12,0	34,00	140,00	01511018	6X2X0,8	14,0	60,00	200,00
01511004	10X2X0,6	14,0	57,00	190,00	01511019	10X2X0,8	15,5	101,00	280,00
01511005	20X2X0,6	17,5	113,00	310,00	01511020	20X2X0,8	19,5	201,00	485,00
01511006	30X2X0,6	20,0	170,00	430,00	01511021	30X2X0,8	22,5	302,00	675,00
01511007	40X2X0,6	22,5	226,00	545,00	01511022	40X2X0,8	25,5	402,00	885,00
01511008	50X2X0,6	24,5	283,00	660,00	01511023	50X2X0,8	27,5	503,00	1.070,00
01511009	70X2X0,6	25,5	396,00	895,00	01511024	70X2X0,8	31,5	704,00	1.420,00
01511011	100X2X0,6	31,5	565,00	1.225,00	01511025	100X2X0,8	36,5	1.005,00	2.000,00
01511012	150X2X0,6	37,5	848,00	1.780,00	01511026	150X2X0,8	47,0	1.508,00	2.935,00
01511013	200X2X0,6	42,5	1.131,00	2.315,00	01511027	200X2X0,8	52,0	2.011,00	3.800,00
01511014	250X2X0,6	47,5	1.414,00	2.895,00					
01511015	300X2X0,6	52,0	1.696,00	3.480,00					

Further dimensions available on request

Bus cables

Application


For connection and installation of telecommunication and data transmission systems in dry and wet zones.



BUS cables	N° of cores x cross-sec. mm ²	col	Outer diameter ca. mm	Copper weight kg/km	Weight ca. kg/km
EIB-BUS	2X2X0,8	gn	6,3	21,00	55,00
EIB-BUS LSOH	2X2X0,8	gn	6,3	21,00	55,00
BUS L2 PROFIBUS	1X2X0,64	vt	7,8	26,00	57,00
BUS L2 PROFIBUS FAST CONNECT	1X2X0,64	vt	7,8	26,00	60,00
BUS L2 PROFIBUS OUTDOOR	1X2X0,64	bk	10,0	26,00	87,00
BUS L2 PROFIBUS CHAIN	1X2X0,64	vt	8,0	28,00	64,00
L2 UL/CSA FIP DP FMS Li2Y(ST)CY	1X2X0,64	vt	o. r.	26,00	57,00
L2 COMBI FIP DP FMS Li2Y(ST)CY	1X2X0,64 + 3X1	vt	9,8	49,00	92,00
BUS PA PROFIBUS	1X2X1	bu	7,4	45,00	73,00
BUS PA PROFIBUS INDOOR	1X2X1	bk	7,4	45,00	73,00
BUS L2 PROFIBUS INDOOR LSOH	1X2X0,64	gn	7,8	22,40	55,00
BUS INTERBUS S	3X2X0,22	vt	o. r.	37,00	72,00
INTERBUS IF-YV	3X2X0,22	bk	o. r.	60,00	128,00
BUS LiY + Li2Y	2X1,5 + 2X2X0,6	gn	o. r.	53,00	90,00
BUS LSOH	2X1,5 + 2X2X0,6	gn	o. r.	53,00	90,00
AS-INTERFACE BUS	2X1,5 TPE	ye	10x4	28,00	57,00
AS-INTERFACE BUS	2X1,5 TPE	sw	10x4	28,00	57,00
AS-INTERFACE BUS RUBBER	2X1,5	ye	10x4	29,00	57,00
AS-INTERFACE BUS RUBBER	2X1,5	bl	10x4	29,00	57,00
CAN-BUS LiO2YSC11Y UL/CSA	2X2X0,5	vt	o. r.	59,40	106,00
CAN-BUS LiO2YSC11Y UL/CSA	2X2X0,34	vt	o. r.	52,40	88,00
CAN-BUS LiO2YSCY UL/CSA	2X2X0,5	vt	o. r.	59,40	106,00

Coaxial cables

Video cable, RG coaxial cable
 RG coaxial cable - halogen-free
 RG multi coaxial cable
 IBM Type, CATV cable



RG	Part.-N°	Frequency range		Impedance	Attenuation α_{com}				Capacity	Rel. trans. speed.	Insulation resistance	Tension strength	Maximum permissible operating voltage		Permissible temp.	Outer diam.	Cu.-Weight	Weight
		f _{max} GHz	Z _L Ohm		1 MHz dB / 100 m	10 MHz dB / 100 m	100 MHz dB / 100 m	400 MHz dB / 100 m					C nF / km	V _{eff} %				
6 U	01401001	0	0	0,00	0,00	0,00	0,00	0,00	0	0		0	0	0	0,0	0	0	
8 U	01401027	0	0	0,00	0,00	0,00	0,00	0,00	0	0		0	0	0	0,0	0	0	
11 A/U	01401002	3	75 ± 3	0,65	2,00	6,80	14,00	68	67	>= 10 ⁹	10	5,2	-35° - +80°	10,3	58	139		
12 A/U	01401003	0	0	0,00	0,00	0,00	0,00	0	0		0	0	-35° - +80°	0,0	0	0		
58 C/U	01401004	3	50 ± 2	2,00	6,00	17,00	34,00	100	67	>= 10 ⁹	5	2,5	-35° - +80°	5,0	21	32		
59 B/U	01401005	3	75 ± 3	1,50	4,00	12,00	23,00	68	67	>= 10 ⁹	7	3,5	-35° - +80°	6,2	25	57		
62 A/U	01401007	3	93 ± 3	0,95	3,00	9,00	18,00	43	83	>= 10 ⁹	3	1,1	-35° - +80°	6,0	26	52		
71 B/U	01401008	3	93 ± 3	0,95	3,00	9,00	18,00	43	83	>= 10 ⁹	3	1,5	-35° - +80°	6,2	46	62		
174 A/U	01401009	3	50 ± 2	0,00	0,00	0,00	0,00	0	0	>= 10 ⁹	0	0	-35° - +80°	2,6	7	11		
178 B/U	01401010	0	0	0,00	0,00	0,00	0,00	0	0	>= 10 ⁹	0	0	0	0,0	0	0		
179 B/U	01401023	0	0	0,00	0,00	0,00	0,00	0	0		0	0	0	0,0	0	0		
187 B/U	01401012	0	0	0,00	0,00	0,00	0,00	0	0		0	0	0	0,0	0	0		
196 A/U	01401013	0	0	0,00	0,00	0,00	0,00	0	0		0	0	0	0,0	0	0		
213 U	01401014	3	50 ± 2	0,67	2,00	7,20	14,00	100	67	>= 10 ⁹	10	5,2	-35° - +80°	10,3	82	155		
214 U	01401015	3	50 ± 2	0,00	0,00	0,00	0,00	0	0	>= 10 ⁹	0	0	-35° - +80°	10,8	119	198		
217 U	01401026	0	0	0,00	0,00	0,00	0,00	0	0		0	0	0	0,0	0	0		
223 U	01401016	3	50 ± 2	0,00	0,00	0,00	0,00	0	0	>= 10 ⁹	0	0	-35° - +80°	5,5	39	55		
316 U	01401017	0	0	0,00	0,00	0,00	0,00	0	0		0	0	0	0,0	0	0		

PVC single cores

H05V-U, H07V-U/R, H05V-K*, H07V-K*

*Also UL/CSA approved available

Technical data

acc. to DIN VDE 0281-3

H05V-K and H05V-U

acc. to DIN VDE 0281 part 3, HD 21.3 S3 and IEC 60227-3

Temperature range

flexing -5° C to +70° C

fixed installation -30° C to +80° C

Nominal voltage

U₀/U H05... = 300/500 V, H07... = 450/750 V

Test voltage H05... = 2000 V, H07... = 2500 V

Application

For installation inside apparatus as well as for laying to the lightings, in dry rooms, production facilities, switch and distributor boards, tubes, under and in plaster.



H05V-U					H07V-U				
Part N°	N° of cores x cross-sec. mm²	Outer diameter ca. mm	Copper weight kg/km	Weight ca. kg/km	Part N°	N° of cores x cross-sec. mm²	Outer diameter ca. mm	Copper weight kg/km	Weight ca. kg/km
01802001	0,5	2,2	4,80	8,00	01802032	1,5	2,8	14,40	20,00
01802011	0,75	2,2	7,20	11,00	01802048	2,5	3,4	24,00	31,00
01802024	1	2,4	9,60	14,00	01802058	4	3,9	38,00	46,00
01802032	1,5	2,8	14,40	20,00	01802072	6	4,4	58,00	67,00
01802048	2,5	3,4	24,00	31,00	01802080	10	5,6	96,00	109,00

Further dimensions and sheath colours available on request

H07V-R									
Part N°	N° of cores x cross-sec. mm²	Outer diameter ca. mm	Copper weight kg/km	Weight ca. kg/km	Part N°	N° of cores x cross-sec. mm²	Outer diameter ca. mm	Copper weight kg/km	Weight ca. kg/km
01803003	16	7,2	154,00	185,00	01803020	120	17,4	1.152,00	1.260,00
01803005	25	8,9	240,00	290,00	01803023	150	19,4	1.440,00	1.540,00
01803008	35	10,0	336,00	390,00	01803025	185	22,0	1.776,00	1.940,00
01803011	50	12,1	480,00	525,00	01803028	240	25,0	2.304,00	2.550,00
01803014	70	13,5	672,00	735,00	01803029	300	27,0	2.880,00	3.180,00
01803017	95	15,8	912,00	1.010,00	01803040	400	o. r.	3.840,00	o. r.
					01803041	500	o. r.	4.800,00	o. r.

Further dimensions and sheath colours available on request

standard core colours up to 2,5 mm²

- o blue RAL 5015
- o brown
- o darkblue RAL 5010
- o yellow*
- o grey
- o green*
- o green-yellow
- o orange
- o pink
- o red
- o black
- o violet
- o white

* For these colours from 1,5 mm² no HAR approval

PVC single cores

H05V-U, H07V-U/R, H05V-K*, H07V-K*

*Also UL/CSA approved available

H05V-K

Part N°	N° of cores x cross-sec. mm ²	Outer diameter ca. mm	Copper weight kg/km	Weight ca. kg/km
01801001	0,5	2,2	4,80	9,00
01801019	0,75	2,3	7,20	11,00
01801040	1	2,5	9,60	12,50

Further dimensions and sheath colours available on request

H07V-K

Part N°	N° of cores x cross-sec. mm ²	Outer diameter ca. mm	Copper weight kg/km	Weight ca. kg/km	Part N°	N° of cores x cross-sec. mm ²	Outer diameter ca. mm	Copper weight kg/km	Weight ca. kg/km
01801058	1,5	3,0	14,40	20,00	01801130	50	13,3	480,00	566,00
01801076	2,5	3,6	24,00	31,00	01801134	70	15,2	672,00	771,00
01801089	4	4,2	38,00	48,00	01801135	95	19,0	912,00	934,00
01801096	6	4,8	58,00	68,00	01801137	120	21,0	1.152,00	995,00
01801110	10	6,3	96,00	118,00	01801139	150	23,0	1.440,00	1.520,00
01801115	16	7,9	154,00	185,00	01801141	185	25,0	1.776,00	1.775,00
01801122	25	9,9	240,00	286,00	01801143	240	27,0	2.304,00	2.360,00
01801126	35	11,4	336,00	388,00	01801256	300	30,9	2.880,00	3.040,00

Further dimensions and sheath colours available on request

standard core colours up to 2,5 mm²

<input type="radio"/> blue RAL 5015
<input type="radio"/> brown
<input type="radio"/> darkblue RAL 5010
<input type="radio"/> yellow**
<input type="radio"/> grey
<input type="radio"/> green**
<input type="radio"/> green-yellow
<input type="radio"/> orange
<input type="radio"/> pink
<input type="radio"/> red
<input type="radio"/> black
<input type="radio"/> violet
<input type="radio"/> white

* For these colours from 1,5 mm² no HAR approval

Installation cables

NYM-O/J

multi core cable

Technical data

acc. to DIN VDE 0250

Temperature range

flexing -5° C to +70° C

fixed installation -40° C to +70° C

Nominal voltage $U_0/U = 300/500$ V

Application

Applicable in the open and in dry, damp and wet zones. Not suitable for imbedding in concrete.



NYM-O					NYM-J				
Part N°	N° of cores x cross-sec. mm²	Outer diameter ca. mm	Copper weight kg/km	Weight ca. kg/km	Part N°	N° of cores x cross-sec. mm²	Outer diameter ca. mm	Copper weight kg/km	Weight ca. kg/km
01701001	1X1,5	5,4	14,40	47,00	01701002	1X1,5	5,4	14,40	47,00
01701015	1X2,5	6,0	24,00	61,00	01701016	1X2,5	6,0	24,00	61,00
01701029	1X4	6,8	38,00	80,00	01701030	1X4	6,8	38,00	80,00
01701037	1X6	7,2	58,00	107,00	01701038	1X6	7,2	58,00	107,00
01701045	1X10	8,5	96,00	158,00	01701046	1X10	8,5	96,00	158,00
01701053	1X16	10,0	154,00	232,00	01701054	1X16	10,0	154,00	232,00
01701003	2X1,5	8,5	29,00	119,00	01701059	1X25	12,4	240,00	350,00
01701017	2X2,5	9,0	48,00	157,00	01701005	3X1,5	8,8	43,00	131,00
01701004	3X1,5	8,8	43,00	131,00	01701019	3X2,5	10,0	72,00	181,00
01701018	3X2,5	10,0	72,00	181,00	01701032	3X4	11,7	115,00	258,00
01701006	4X1,5	9,6	58,00	155,00	01701040	3X6	13,2	173,00	354,00
01701006	4X2,5	9,6	96,00	225,00	01701048	3X10	16,2	288,00	552,00
01701006	4X4	9,6	154,00	322,00	01701007	4X1,5	9,6	58,00	155,00
01701041	4X6	14,5	230,00	444,00	01701022	4X2,5	11,0	96,00	225,00
01701049	4X10	17,2	384,00	656,00	01701034	4X4	12,9	154,00	322,00
01701055	4X16	20,9	614,00	1.002,00	01701042	4X6	14,5	230,00	444,00
01701060	4X25	26,0	960,00	1.570,00	01701050	4X10	17,2	384,00	656,00
01701063	4X35	29,0	1.344,00	2.030,00	01701056	4X16	20,9	614,00	1.002,00
01701010	7X1,5	11,0	101,00	224,00	01701061	4X25	26,0	960,00	1.570,00
					01701064	4X35	29,0	1.344,00	2.030,00
					01701009	5X1,5	10,2	72,00	180,00
					01701024	5X2,5	11,7	120,00	260,00
					01701036	5X4	14,2	192,00	479,00
					01701044	5X6	15,5	288,00	611,00
					01701052	5X10	18,9	480,00	880,00
					01701058	5X16	23,4	768,00	1.249,00
					01701062	5X25	28,8	1.200,00	1.930,00
					01701011	7X1,5	11,0	101,00	224,00
					01701025	7X2,5	13,0	168,00	331,00
					01701012	8X1,5	13,0	115,00	351,00
					01701013	10X1,5	13,3	144,00	380,00
					01701014	12X1,5	14,0	173,00	412,00

Further dimensions available on request

Installation cables

NYM(St)-J

multi core cable aluminium foil screened

Technical data

acc. to DIN VDE 0250

Temperature range

flexing -5° C to +70° C

fixed installation -40° C to +70° C

Nominal voltage $U_0/U = 300/500$ V

Application

Applicable in the open and in dry, damp and wet zones. Not suitable for imbedding in concrete. Additional static screen for limitation of electromagnetic fields of current carrying conductors.



Part N°	N° of cores x cross-sec. mm ²	Outer diameter ca. mm	Copper weight kg/km	Weight ca. kg/km	Part N°	N° of cores x cross-sec. mm ²	Outer diameter ca. mm	Copper weight kg/km	Weight ca. kg/km
01703001	3X1,5/1,5	10,5	51,00	154,00	01703008	3X4/1,5	13,5	120,00	290,00
01703002	4X1,5/1,5	11,5	63,00	184,00	01703009	4X4/1,5	14,5	159,00	359,00
01703003	5X1,5/1,5	12,0	80,00	212,00	01703010	5X4/1,5	16,5	197,00	479,00
01703004	7X1,5/1,5	13,0	106,00	266,00	01703011	3X6/1,5	15,0	178,00	379,00
01703005	3X2,5/1,5	12,0	77,00	205,00	01703012	4X6/1,5	16,5	235,00	477,00
01703006	4X2,5/1,5	13,0	101,00	256,00	01703013	5X6/1,5	17,5	293,00	567,00
01703007	5X2,5/1,5	13,5	125,00	292,00	01703014	5X10/1,5	21,5	485,00	863,00
Further dimensions available on request					01703015	5X16 RM/2,5	26,0	773,00	1.347,00
					01703016	5X25 RM/2,5	31,5	1.025,00	2.023,00

Installation cables

NYIF-O/J tape conduit

Technical data

DIN VDE 0250 part 201
Nominal voltage 230/400 V

Application

For installation in and under plaster in dry rooms, cavities of walls and ceilings, only if these are inflammable.



NYIF-O

Part N°	N° of cores x cross-sec. mm²	Outer diameter ca. mm	Copper weight kg/km	Weight ca. kg/km
01704001	2X1,5	12,0	29,00	102,00
01704003	3X1,5	19,0	43,00	115,00

Further dimensions available on request

NYIF-J

Part N°	N° of cores x cross-sec. mm²	Outer diameter ca. mm	Copper weight kg/km	Weight ca. kg/km
01704002	3X1,5	19,0	43,00	115,00
01704006	3X2,5	21,5	72,00	160,00
01704004	4X1,5	26,0	58,00	160,00
01704005	5X1,5	33,0	72,00	250,00
01704007	5X2,5	37,0	120,00	120,00

Installation cables

YR bell cable

Technical data

DIN VDE 0250 part 201
Nominal voltage 230/400 V

Application

For installation in and under plaster in dry rooms, cavities of walls and ceilings, only if these are inflammable.



Part N°	N° of cores x cross-sec. mm²	Outer diameter ca. mm	Copper weight kg/km	Weight ca. kg/km
01706001	2X0,8	4,0	9,60	25,00
01706002	3X0,8	4,4	14,40	32,00
01706003	4X0,8	4,9	19,20	40,00
01706004	5X0,8	5,4	24,00	50,00
01706005	6X0,8	5,8	28,80	58,00
01706006	8X0,8	6,5	38,00	75,00

Part N°	N° of cores x cross-sec. mm²	Outer diameter ca. mm	Copper weight kg/km	Weight ca. kg/km
01706007	10X0,8	7,6	48,00	98,00
01706008	12X0,8	7,7	58,00	106,00
01706009	14X0,8	8,2	67,00	122,00
01706010	16X0,8	8,6	77,00	136,00
01706011	20X0,8	9,1	96,00	173,00

Further dimensions available on request

PVC cables for industrial application

H03VH-H - HAR PVC twin cable

Sheath colours white, black

Technical data

DIN VDE 0281

Temperature range

flexing -5° C to +70° C

fixed installation -40° C to +70° C

Nominal voltage $U_0/U = 300/300$ V

Test voltage 2000 V

Application

Especially suited for appliances with very low mechanical stress in households and offices to connect simple appliances, e.g. kitchen utensils, desk lamps, floor lamps, vacuum cleaners. Applicable for cooking and heating apparatus. The cable may not come in direct contact with hot parts of the apparatus and no other heat influences. Not for outdoor use.



Part N°	N° of cores x cross-sec. mm ²	Outer diameter ca. mm	Copper weight kg/km	Weight ca. kg/km
01805001	2X0,75	7,2	14,40	27,00

Further dimensions available on request

PVC cables for industrial application

H03VV-F - HAR PVC multi core cable

Sheath colours white, black

Technical data

acc. to DIN VDE 0281 part 5 and IEC 60227-5, HD 21.5 S3

Temperature range

flexing -5° C to +70° C

fixed installation -40° C to +70° C

Nominal voltage $U_0/U = 300/300$ V

Max. permissible operating voltage

in three-phase and one-phase a. c. system $U_0/U = 330/330$ V

in direct current-system $U_0/U = 495/495$ V

Test voltage 2000 V

Minimum bending radius flexing 7,5 x cable diam.

Application

Especially suited for small appliances with very low mechanical stress in households and offices to connect simple appliances, e.g. kitchen utensils, desk lamps, floor lamps, vacuum cleaners, etc., as far as this cable meets the relevant equipment specifications. Not permitted to use with cooking or heating apparatus. Cables with cross-section 0,75 mm² are not suitable for outdoor use or use in industrial and agricultural machineries.



Part N°	N° of cores x cross-sec. mm ²	Outer diameter ca. mm	Copper weight kg/km	Weight ca. kg/km
01804018	2X0,75	5,5	14,40	43,00
01804006	3G0,75	5,9	21,60	53,00
01804011	4G0,75	6,4	29,00	64,00

Further dimensions available on request

PVC cables for industrial application

H03VVH2-F - HAR flat cable PVC multi core cable

Sheath colours white, black,

Technical data

Temperature range

flexing -5° C to +70° C

fixed installation -40° C to +70° C

Nominal voltage $U_0/U = 300/300$ V

Application

Especially suited for small appliances with very low mechanical stress in households and offices to connect simple appliances, e.g. kitchen utensils, desk lamps, floor lamps, vacuum cleaners, etc., as far as this cable meets the relevant equipment specifications. Not permitted to use with cooking or heating apparatus. Cables with cross-section 0,75 mm² are not suitable for outdoor use or use in industrial and agricultural machineries.



Part N°	N° of cores x cross-sec. mm ²	Outer diameter ca. mm	Copper weight kg/km	Weight ca. kg/km
01806001	2X0,75	5,6	14,4	34,00

Further dimensions available on request

PVC cables for industrial application

A05VV-F, H05VV-F - HAR PVC multi core cable

Sheath colours white, black

Technical data

acc. to DIN VDE 0281 part 5 and IEC 60227-5, HD 21.5 S3

Temperature range

flexing -5° C to +70° C

fixed installation -40° C to +70° C

Nominal voltage $U_0/U = 300/500$ V

max. permissible operating voltage

in three-phase and one-phase

AC system $U_0/U = 330/550$ V

in direct current-system $U_0/U = 495/825$ V

Test voltage 2000 V

Application

Especially suited for appliances with medium mechanical stress in households and offices, damp and wet zones, e.g. refrigerators and washing machines. Applicable for cooking and heating apparatus. The cable may not come in direct contact with hot parts of the apparatus and no other heat influences. Also suitable for fixed installation in furniture, decoration coverings and in hollow spaces of prefabricated building parts. Not for outdoor use or use in industrial and agricultural machineries.



A05VV-F

Part N°	N° of cores x cross-sec. mm ²	Outer diameter ca. mm	Copper weight kg/km	Weight ca. kg/km
01807037	7G1,5	11,5	101,00	209,00

Further dimensions available on request

H05VV-F

Part N°	N° of cores x cross-sec. mm ²	Outer diameter ca. mm	Copper weight kg/km	Weight ca. kg/km
01807039	2X2,5	9,3	48,00	126,00
01807042	3G2,5	10,0	72,00	158,00
01807043	4G2,5	11,0	96,00	196,00
01807046	5G2,5	12,3	120,00	242,00

Power cables 0,6/1 kV

NYY-O/J

Technical data

DIN VDE 0276 part 603

Temperature range

flexing -5° C to +50° C

fixed installation -30° C to +70° C

Nominal voltage 0,6/1 kV

Application

Energy distribution cable for fixed installation in buildings, for direct laying in concrete, water and below ground.



NYY-O

Part N°	N° of cores x cross-sec. mm ²	Outer diameter ca. mm	Copper weight kg/km	Weight ca. kg/km	Part N°	N° of cores x cross-sec. mm ²	Outer diameter ca. mm	Copper weight kg/km	Weight ca. kg/km
02001062	1X4 RE	8,0	38,00	130,00	02001009	4X1,5 RE	13,0	58,00	300,00
02001190	1X6 RE	8,0	58,00	150,00	02001187	4X2,5 RE	14,0	96,00	350,00
02001086	1X10 RE	9,0	96,00	200,00	02001068	4X4 RE	16,0	154,00	480,00
02001095	1X16 RE	10,0	154,00	270,00	02001079	4X6 RE	18,0	230,00	600,00
02001105	1X25 RM	12,0	240,00	400,00	02001090	4X10 RE	20,0	384,00	800,00
02001115	1X35 RM	13,0	336,00	500,00	02001101	4X16 RE	22,0	614,00	1.100,00
02001127	1X50 RM	15,0	480,00	650,00	02001112	4X25 RM	26,0	960,00	1.600,00
02001137	1X70 RM	16,0	672,00	850,00	02001191	4X35 SM	27,0	1.344,00	1.950,00
02001145	1X95 RM	19,0	912,00	1.150,00	02001134	4X50 SM	31,0	1.920,00	2.550,00
02001152	1X120 RM	20,0	1.152,00	1.400,00	02001142	4X70 SM	35,0	2.688,00	3.450,00
02001158	1X150 RM	22,0	1.440,00	1.700,00	02001149	4X95 SM	40,0	3.648,00	4.600,00
02001163	1X185 RM	25,0	1.776,00	2.100,00	02001156	4X120 SM	44,0	4.608,00	5.600,00
02001169	1X240 RM	27,0	2.304,00	2.650,00	02001160	4X150 SM	48,0	5.760,00	7.000,00
02001175	1X300 RM	30,0	2.880,00	3.300,00	02001167	4X185 SM	53,0	7.104,00	8.700,00
02001181	1X400 RM	34,0	3.840,00	4.150,00	02001173	4X240 SM	60,0	9.216,00	11.300,00
02001182	1X500 RM	34,0	4.800,00	5.200,00	02001014	7X1,5 RE	15,0	101,00	350,00
02001184	1X630 RM	44,0	6.048,00	6.650,00	02001045	7X2,5 RE	16,0	168,00	420,00
02001001	2X1,5 RE	12,0	29,00	230,00	02001017	10X1,5 RE	18,0	144,00	410,00
02001038	2X2,5 RE	13,0	48,00	270,00	02001025	12X1,5 RE	19,0	173,00	460,00
02001064	2X4 RE	15,0	77,00	370,00	02001033	14X1,5 RE	25,0	202,00	520,00
02001075	2X6 RE	16,0	115,00	450,00					
02001087	2X10 RE	17,0	192,00	570,00					
02001097	2X16 RE	19,0	307,00	720,00					
02001107	2X25 RM	23,0	480,00	1.050,00					
02001003	3X1,5 RE	13,0	43,00	250,00					
02001042	3X2,5 RE	14,0	72,00	300,00					
02001066	3X4 RE	15,0	115,00	400,00					
02001088	3X10 RE	18,0	288,00	660,00					
02001099	3X16 RE	20,0	461,00	880,00					
02001110	3X25 RM	24,0	720,00	1.350,00					
02001118	3X35 SM	25,0	1.008,00	1.500,00					
02001130	3X50 SM	28,0	1.440,00	2.000,00					
02001171	3X240 SM	50,0	6.912,00	8.300,00					

Further dimensions available on request

Power cables 0,6/1 kV

NYY-O/J

NYY-J									
Part N°	N° of cores x cross-sec. mm ²	Outer diameter ca. mm	Copper weight kg/km	Weight ca. kg/km	Part N°	N° of cores x cross-sec. mm ²	Outer diameter ca. mm	Copper weight kg/km	Weight ca. kg/km
02001063	1X4 RE	8,0	38,00	130,00	02001004	3X1,5 RE	13,0	43,00	250,00
02001074	1X6 RE	8,0	58,00	150,00	02001040	3X2,5 RE	14,0	72,00	300,00
02001085	1X10 RE	9,0	96,00	200,00	02001067	3X4 RE	15,0	115,00	400,00
02001096	1X16 RE	10,0	154,00	270,00	02001078	3X6 RE	16,0	173,00	500,00
02001106	1X25 RM	12,0	240,00	400,00	02001089	3X10 RE	18,0	288,00	660,00
02001116	1X35 RM	13,0	336,00	500,00	02001100	3X16 RE	20,0	461,00	880,00
02001128	1X50 RM	15,0	480,00	650,00	02001109	3X25 RM	24,0	720,00	1.350,00
02001138	1X70 RM	16,0	672,00	850,00	02001111	3X25 RM/16 RE	26,0	874,00	1.560,00
02001146	1X95 RM	19,0	912,00	1.150,00	02001119	3X35 SM	25,0	1.008,00	1.500,00
02001153	1X120 RM	20,0	1.152,00	1.400,00	02001120	3X35 SM/16 RE	27,0	1.162,00	1.800,00
02001159	1X150 RM	22,0	1.440,00	1.700,00	02001131	3X50 SM	28,0	1.440,00	2.000,00
02001164	1X185 RM	25,0	1.776,00	2.100,00	02001132	3X50 SM/25 RM	31,0	1.680,00	2.400,00
02001170	1X240 RM	27,0	2.304,00	2.650,00	00000000	3X70 SM	31,0	2.016,00	2.400,00
02001176	1X300 RM	30,0	2.880,00	3.300,00	02001141	3X70 SM/35 SM	34,0	2.352,00	3.100,00
02001182	1X400 RM	34,0	3.840,00	4.150,00	00000000	3X95 SM	34,1	2.736,00	3.300,00
02001002	2X1,5 RE	12,0	29,000	160,00	02001148	3X95 SM/50 SM	39,0	3.216,00	4.100,00
02001039	2X2,5 RE	13,0	48,000	195,00	00000000	3X120 SM	36,8	3.456,00	4.000,00
02001065	2X4 RE	15,0	77,000	270,00	02001155	3X120 SM/70 SM	42,0	4.128,00	5.100,00
02001076	2X6 RE	16,0	115,000	342,00	00000000	3X150 SM	40,1	4.320,00	4.900,00
02001098	2X16 RE	19,0	307,000	720,00	02001162	3X150 SM/70 SM	46,0	4.992,00	6.100,00
02001108	2X25 RM	23,0	480,000	1.050,00	00000000	3X185 SM	46,0	5.328,00	6.500,00
					02001166	3X185 SM/95 SM	51,0	6.240,00	7.500,00
					02001216	3X240 SM	50,0	6.912,00	8.300,00
					02001172	3X240 SM/120 SM	57,0	8.064,00	10.000,00
					02001178	3X300 SM/150 SM	63,0	10.080,00	12.200,00

Further dimensions available on request

Power cables 0,6/1 kV

NYY-O/J

NYY-J									
Part N°	N° of cores x cross-sec. mm ²	Outer diameter ca. mm	Copper weight kg/km	Weight ca. kg/km	Part N°	N° of cores x cross-sec. mm ²	Outer diameter ca. mm	Copper weight kg/km	Weight ca. kg/km
02001010	4X1,5 RE	13,0	58,00	300,00	02001015	7X1,5 RE	15,0	101,00	350,00
02001192	4X2,5 RE	14,0	96,00	350,00	02001046	7X2,5 RE	16,0	168,00	450,00
02001069	4X4 RE	16,0	154,00	480,00	02001073	7X4 RE	19,0	269,00	650,00
02001080	4X6 RE	18,0	230,00	600,00	02001083	7X6 RE	21,0	403,00	850,00
02001091	4X10 RE	20,0	384,00	800,00	02001094	7X10 RE	24,0	672,00	1.250,00
02001102	4X16 RE	22,0	614,00	1.100,00	02001016	8X1,5 RE	16,0	115,00	370,00
02001113	4X25 RM	26,0	960,00	1.600,00	02001023	10X1,5 RE	18,0	144,00	410,00
02001189	4X35 SM	27,0	1.344,00	1.950,00	02001050	10X2,5 RE	20,0	240,00	530,00
02001135	4X50 SM	31,0	1.920,00	2.550,00	02001024	12X1,5 RE	19,0	173,00	460,00
02001143	4X70 SM	35,0	2.688,00	3.450,00	02001051	12X2,5 RE	20,0	288,00	600,00
02001150	4X95 SM	40,0	3.648,00	4.600,00	02001027	14X1,5 RE	19,0	202,00	520,00
02001157	4X120 SM	44,0	4.608,00	5.600,00	02001029	19X1,5 RE	21,0	274,00	650,00
02001161	4X150 SM	48,0	5.760,00	7.000,00	02001054	19X2,5 RE	23,0	456,00	870,00
02001168	4X185 SM	53,0	7.104,00	8.700,00	02001030	21X1,5 RE	22,0	302,00	750,00
02001174	4X240 SM	60,0	9.216,00	11.300,00	02001055	21X2,5 RE	25,0	504,00	1.000,00
02001019	5X1,5 RE	13,0	72,00	330,00	02001031	24X1,5 RE	23,0	346,00	850,00
02001044	5X2,5 RE	15,0	120,00	400,00	02001057	24X2,5 RE	26,0	576,00	1.100,00
02001071	5X4 RE	18,0	192,00	550,00	02001033	30X1,5 RE	25,0	432,00	950,00
02001082	5X6 RE	19,0	288,00	700,00	02001058	30X2,5 RE	27,0	720,00	1.300,00
02001093	5X10 RE	21,0	480,00	950,00	02001035	40X1,5 RE	26,0	576,00	1.250,00
02001104	5X16 RE	24,0	768,00	1.300,00	02001060	40X2,5 RE	30,0	960,00	1.700,00
02001114	5X25 RM	29,0	1.200,00	2.150,00	02002016	52X1,5 RE	33,0	749,00	1.400,00
02001125	5X35 RM	33,0	1.680,00	2.700,00	02001037	61X1,5 RE	32,0	878,00	1.750,00
02001136	5X50 RM	37,0	2.400,00	3.500,00					

Power cables 0,6/1 kV (N)YY-JZ-RF green or black jacket

Technical data

Temperature range -5° C to +70° C

Nominal voltage 0,6/1 kV

Application

Energy distribution cable for fixed installation in buildings, for direct laying in concrete, water and below ground.



Part N°	N° of cores x cross-sec. mm ²	Outer diameter ca. mm	Copper weight kg/km	Weight ca. kg/km	Part N°	N° of cores x cross-sec. mm ²	Outer diameter ca. mm	Copper weight kg/km	Weight ca. kg/km
02002001	3X1,50 RF	12,0	43,00	200,00	02002010	16X1,50 RF	20,0	230,00	580,00
02002002	4X1,50 RF	13,0	58,00	235,00	02002011	19X1,50 RF	21,0	274,00	650,00
02002003	5X1,50 RF	14,0	72,00	270,00	02002012	21X1,50 RF	22,0	302,00	770,00
02002004	7X1,50 RF	15,0	101,00	325,00	02002013	24X1,50 RF	24,0	346,00	860,00
02002005	8X1,50 RF	16,0	115,00	350,00	02002014	30X1,50 RF	26,0	432,00	1.020,00
02002007	10X1,50 RF	18,0	144,00	420,00	02002015	40X1,50 RF	29,0	576,00	1.300,00
02002008	12X1,50 RF	18,0	173,00	470,00	02002016	52X1,50 RF	33,0	749,00	1.650,00
02002009	14X1,50 RF	19,0	202,00	525,00	02002018	61X1,50 RE	35,0	878,00	1.950,00

Further dimensions available on request

Power cables 0,6/1 kV

NYCY with concentric conductor

Technical data

DIN VDE 0276 part 603

Temperature range

flexing -5° C to +50° C

fixed installation -30° C to +70° C

Nominal voltage 0,6/1 kV

Application

Energy distribution cable for fixed installation in buildings, for direct laying in concrete, water and below ground.



Part N°	N° of cores x cross-sec. mm ²	Outer diameter ca. mm	Copper weight kg/km	Weight ca. kg/km	Part N°	N° of cores x cross-sec. mm ²	Outer diameter ca. mm	Copper weight kg/km	Weight ca. kg/km
02003001	2X1,5 RE/1,5	13,0	52,00	230,00	02003060	12X6 RE/10	27,0	810,00	1.350,00
02003011	2X2,5 RE/2,5	14,0	80,00	300,00	02003029	1X10 RE/10	11,0	216,00	315,00
02003022	2X4 RE/4	16,0	123,00	380,00	02003044	2X10 RE/10	20,0	312,00	650,00
02003026	2X6 RE/6	18,0	182,00	480,00	02003036	3X10 Re/10	20,5	408,00	770,00
00000000	2X10 RE/10	22,0	312,00	520,00	02003047	4X10 RE/10	21,0	504,00	5.820,00
00000000	2X16 RE/16	25,3	489,00	720,00	02003030	1X16 RE/16	12,0	336,00	435,00
02003002	3X1,5 RE/1,5	14,0	66,00	300,00	02003045	2X16 RE/16	22,0	489,00	900,00
02003012	3X2,5 RE/2,5	14,0	104,00	350,00	02003046	3X16 RE/16	23,0	843,00	1.100,00
02003023	3X4 RE/4	16,0	161,00	470,00	02003048	4X16 RE/16	23,0	796,00	1.250,00
02003027	3X6 RE/6	18,0	240,00	580,00	02003043	10x2x1,5 RE/10	33,0	403,00	1.210,00
02003036	3X10 RE/10	20,5	408,00	680,00	02003061	20x2x1,5 RE/10	33,1	696,00	968,00
00000000	3X16 RE/16	24,6	643,00	1.010,00	02003034	20x2x2,5 RE/25	39,0	1.204,00	2.405,00
02003003	4X1,5 RE/1,5	14,0	81,00	330,00	02003035	50x2x1,5 RE/35	54,0	1.933,00	4.010,00
02003013	4X2,5 RE/2,5	16,0	128,00	400,00					
02003024	4X4 RE/4	18,0	200,00	550,00					
02003028	4X6 RE/6	19,0	297,00	650,00					
00000000	4X10 RE/10	23,5	504,00	504,00					
00000000	4X16 RE/16	25,9	796,00	1.060,00					
02003004	5X1,5 RE/1,5	15,0	95,00	330,00					
02003014	5X2,5 RE/2,5	16,0	152,00	400,00					
02003037	5X4 RE/4	19,0	238,00	550,00					
02003038	5X6 RE/6	20,0	355,00	4.700,00					
02003006	7X1,5 RE/2,5	16,0	133,00	430,00					
02003015	7X2,5 RE/2,5	17,0	200,00	530,00					
02003025	7X4 RE/4	21,0	315,00	730,00					
02003033	7X6 RE/6	22,0	470,00	790,00					

Further dimensions available on request

Power cables 0,6/1 kV

NYCWY

with concentric conductor corrugated Cu-wires

Technical data

DIN VDE 0276 part 603

Temperature range

flexing -5° C to +50° C


fixed installation -30° C to +70° C

Nominal voltage 0,6/1 kV

Test voltage 4 kV

Application

Energy distribution cable for fixed installation in buildings, for direct laying in concrete, water and below ground.



Part N°	N° of cores x cross-sec. mm ²	Outer diameter ca. mm	Copper weight kg/km	Weight ca. kg/km	Part N°	N° of cores x cross-sec. mm ²	Outer diameter ca. mm	Copper weight kg/km	Weight ca. kg/km
02004032	3X6 RE/6	18,0	245,00	570,00	02004022	3X120 SM/70	41,0	4.236,00	5.000,00
02004001	2X10 RE/10	19,0	312,00	644,00	02004033	3X120 SM/120	43,0	4.786,00	5.700,00
02004002	3X10 RE/10	20,0	408,00	728,00	02004023	4X120 SM/70	46,0	5.388,00	6.400,00
02004030	3X10 RE/10 bl	20,0	408,00	728,00	02004024	3X150 SM/70	46,0	5.100,00	6.000,00
02004003	4X10 RE/10	21,0	504,00	864,00	02004034	3X150 SM/150	47,0	5.970,00	7.000,00
02004031	2X16 RE/16	21,0	489,00	884,00	02004025	4X150 SM/70	50,0	6.540,00	7.700,00
02004004	3X16 RE/16	22,0	643,00	1.006,00	02004026	3X185 SM/95	51,0	6.383,00	7.500,00
02004005	4X16 RE/16	23,0	796,00	1.220,00	02004028	3X240 SM/120	56,0	8.242,00	9.828,00
02004006	3X25 RM/16	26,0	902,00	1.443,00	02004029	4X240 SM/120	62,0	10.546,00	11.000,00
02004007	3X25 RM/25	26,0	1.003,00	1.516,00					
02004008	4X25 RM/16	28,0	1.142,00	1.730,00					
02004009	4X25 RM/25	29,0	1.243,00	1.900,00					
02004010	3X35 SM/16	27,0	1.190,00	1.737,00					
02004011	3X35 SM/35	27,0	1.402,00	1.850,00					
02004012	4X35 SM/16	28,0	1.526,00	2.100,00					
02004013	3X50 SM/25	30,0	1.723,00	2.200,00					
02004014	3X70 SM/35	33,0	2.410,00	3.000,00					
02004015	3X95 SM/50	38,0	3.296,00	4.000,00					
02004016	3X50 SM/50	30,0	2.000,00	2.400,00					
02004017	4X50 SM/25	32,0	2.203,00	2.750,00					
02004018	4X70 SM/35	36,0	3.082,00	3.750,00					
02004019	3X70 SM/70	33,0	2.796,00	3.300,00					
02004020	4X95 SM/50	42,0	4.208,00	5.100,00					
02004021	3X95 SM/95	38,0	3.791,00	4.500,00					

Further dimensions available on request

Power cables 0,6/1 kV

NAYY-O/J

aluminium conductor

Technical data

DIN VDE 0276 part 603

Temperature range

flexing -5° C to +50° C

fixed installation -30° C to +70° C

Nominal voltage 0,6/1 kV

Test voltage 4 kV

Application

Energy distribution cable for fixed installation in buildings, for direct laying in concrete, water and below ground.



Part N°	N° of cores x cross-sec. mm²	Outer diameter ca. mm	Copper weight kg/km	Weight ca. kg/km	Part N°	N° of cores x cross-sec. mm²	Outer diameter ca. mm	Copper weight kg/km	Weight ca. kg/km
02005025	1X185 RM	25,0	537,00	950,00	02005018	4X70 SM	34,0	812,00	1.750,00
02005026	1X240 RM	27,0	696,00	1.150,00	02005009	4X95 SE	38,0	1.102,00	2.200,00
02005027	1X300 RM	30,0	870,00	1.350,00	02005020	4X95 SM	38,0	1.102,00	2.200,00
02005037	1X400 RM	33,0	1.160,00	1.690,00	02005011	4X120 SE	41,0	1.392,00	2.700,00
02005031	3X240 SM	89,9	o. r.	o. r.	02005022	4X120 SM	41,0	1.392,00	2.700,00
02005032	3X300 SM	98,3	o. r.	o. r.	02005012	4X150 SE	45,0	1.740,00	3.250,00
02005001	4X25 RE	25,0	290,00	950,00	02005024	4X150 SM	45,0	1.740,00	3.250,00
02005003	4X35 RE	28,0	406,00	1.150,00	02005015	4X185 SE	50,0	2.146,00	4.000,00
02005034	4X35 SM	28,0	406,00	1.150,00	02005017	4X240 SE	56,0	2.784,00	5.000,00
02005004	4X50 SE	31,0	580,00	1.500,00	02005035	4X240 SM	56,0	2.784,00	5.000,00
02005006	4X70 SE	34,0	812,00	1.750,00					

Further dimensions available on request

Power cables 0,6/1 kV NAYCWY with concentric conductor

Technical data

DIN VDE 0276 part 603

Temperature range

flexing -5° C to +50° C


fixed installation -30° C to +70° C

Nominal voltage 0,6/1 kV

Test voltage 4 kV

Application

Energy distribution cable for fixed installation in buildings, for direct laying in concrete, water and below ground.



Part N°	N° of cores x cross-sec. mm ²	Outer diameter ca. mm	Cu	Al	Weight ca. kg/km
			weight kg/km		
02006001	3X35 SE/35	27,0	240,00	385,00	1.200,00
02006002	3X50 SE/50	28,0	340,00	435,00	1.350,00
02006003	3X70 SE/70	32,0	475,00	609,00	1.850,00
02006004	3X95 SE/95	36,0	640,00	827,00	2.400,00
02006005	3X120 SE/120	39,0	800,00	1.044,00	2.850,00
02006006	3X150 SE/150	43,0	1.000,00	1.305,00	3.400,00
02006007	3X185 SE/185	47,0	1.230,00	1.610,00	4.100,00

Further dimensions available on request

Power cables 6/10 kV, 12/20 kV, 18/30 kV

N2XSY, N2XS2Y, N2XS(F)2Y, N2XSEY

NA2XSY, NA2XS2Y, NA2XS(F)2Y

XLPE-insulation

Technical data

acc. to DIN VDE 0276

Application

Energy distribution cable for fixed installation in buildings, for direct laying in concrete, water and below ground.



Part N°	N° of cores x cross-sec. mm²	Outer diameter ca. mm	Copper weight kg/km	Weight ca. kg/km	Part N°	N° of cores x cross-sec. mm²	Outer diameter ca. mm	Copper weight kg/km	Weight ca. kg/km
02103001	1x25 RM/16	24,0	422,00	850,00	02103017	3x35 RM/16	45,0	1.209,00	2.460,00
02103002	1x35 RM/16	25,0	518,00	950,00	02104001	1x25 RM/16	24,0	422,00	800,00
02103003	1x50 RM/16	26,0	662,00	1.100,00	02104002	1x35 RM/16	25,0	518,00	900,00
02103004	1x70 RM/16	27,0	854,00	1.250,00	02104003	1x50 RM/16	26,0	662,00	1.050,00
02103005	1x95 RM/16	29,0	1.094,00	1.550,00	02104004	1x70 RM/16	27,0	854,00	1.200,00
02103006	1x120 RM/16	30,0	1.334,00	1.800,00	02104005	1x95 RM/16	29,0	1.094,00	1.500,00
02103007	1x150 RM/16	32,0	1.723,00	2.150,00	02104006	1x120 RM/16	30,0	1.334,00	1.750,00
02103016	1x150 RM/25	34,0	1.723,00	2.250,00	02104007	1x150 RM/16	32,0	1.622,00	2.000,00
02103008	1x185 RM/16	34,0	1.958,00	2.450,00	02104008	1x150 RM/25	32,0	1.723,00	2.100,00
02103009	1x185 RM/25	34,0	2.059,00	2.550,00	02104009	1x185 RM/16	34,0	1.958,00	2.350,00
02103010	1x240 RM/16	36,0	2.486,00	3.000,00	02104010	1x185 RM/25	34,0	2.059,00	2.450,00
02103011	1x240 RM/25	36,0	2.587,00	3.100,00	02104011	1x240 RM/16	36,0	2.486,00	2.900,00
02103012	1x300 RM/25	39,0	3.163,00	3.700,00	02104012	1x240 RM/25	36,0	2.587,00	3.000,00
02103013	1x400 RM/35	42,0	4.234,00	4.600,00	02104013	1x300 RM/25	39,0	3.163,00	3.600,00
02103014	1x500 RM/35	45,0	5.194,00	5.650,00	02104014	1x400 RM/35	42,0	4.234,00	4.500,00
02103015	1x500 RM/70	46,0	5.580,00	6.000,00	02104015	1x500 RM/35	45,0	5.194,00	5.500,00
					02104016	1x630 RM/35	48,0	6.442,00	7.000,00

Further dimensions available on request

Power cables 6/10 kV, 12/20 kV, 18/30 kV

NYFGY

Technical data

Permissible conductor temperature +70° C

Minimum laying temperature -5° C

Min. permissible bending radius 15 x diam.

Application

Energy distribution cable for fixed installation in buildings, for direct laying in concrete, water and below ground.



Part N°	N° of cores x cross-sec. mm ²	Outer diameter ca. mm	Copper weight kg/km	Weight ca. kg/km
02101001	3,6/6kV 3X25 RM	37,0	720,00	2.500,00
02101002	3,6/6kV 3X35 RM	37,0	1.008,00	2.600,00
02101003	3,6/6kV 3X50 SM	39,0	1.440,00	3.100,00
02101004	3,6/6kV 3X70 SM	43,0	2.016,00	3.800,00
02101005	3,6/6kV 3X95 SM	46,0	2.736,00	4.700,00
02101006	3,6/6kV 3X120 SM	49,0	3.456,00	5.600,00
02101007	3,6/6kV 3X150 SM	52,0	4.320,00	6.500,00
02101008	3,6/6kV 3X185 SM	55,0	5.328,00	7.800,00
02101009	3,6/6kV 3X240 SM	59,0	6.912,00	9.900,00
02101010	3,6/6kV 3X300 SM	63,0	8.640,00	11.800,00

Further dimensions available on request

Halogen-free cables and wires

H05Z-U, H07Z-U/R, H05Z-K, H07Z-K

single cores

Technical data

Temperature range -40° C to + 90 °C

Nominal voltage

H05... = 300/500 V

H07... = 450/750 V

Application

Fire- and flame-resistant, halogen-free installation wires for internal wiring of tools and appliances as well as for installation in conduits and pipes on, in and under plaster.



H05Z-U					H05Z-K				
Part N°	N° of cores x cross-sec. mm²	Outer diameter ca. mm	Copper weight kg/km	Weight ca. kg/km	Part N°	N° of cores x cross-sec. mm²	Outer diameter ca. mm	Copper weight kg/km	Weight ca. kg/km
01617001	0,5	2,6	5,00	9,00	01618114	0,5	2,6	4,80	9,00
01617002	0,75	2,8	7,50	11,00	01618105	0,75	2,8	7,20	11,00
01617003	1	3,0	10,00	13,00	01618011	1	2,9	9,60	14,00
H07Z-U/R					H07Z-K				
01617030	1,5	3,3	15,00	18,00	01618094	1,5	3,5	14,40	20,00
01617005	2,5	3,7	25,00	27,00	01618109	2,5	4,0	24,00	30,00
01617006	4	4,2	40,00	45,00	01618029	4	4,6	38,00	45,00
01617007	6	4,7	60,00	65,00	01618033	6	4,6	58,00	45,00
01617008	10	5,8	100,00	103,00	01618061	10	6,8	96,00	110,00
01617009	16	7,4	160,00	162,00	01618042	16	8,2	154,00	170,00
01617010	25	9,2	250,00	245,00	01618113	25	10,4	240,00	260,00
01617011	35	10,4	350,00	310,00	01618110	35	11,9	336,00	360,00
01617012	50	12,2	500,00	450,00	01618051	50	13,7	480,00	500,00
01617013	70	14,4	700,00	640,00	01618060	70	16,4	672,00	700,00
01617014	95	16,0	950,00	880,00	01618053	95	18,2	912,00	950,00
01617015	120	18,2	1.200,00	1.185,00	01618065	120	20,2	1.152,00	1.200,00
01617016	150	20,2	1.500,00	1.350,00	01618111	150	22,7	1.440,00	1.500,00
01617017	185	22,7	1.850,00	1.670,00	01618067	185	25,2	1.776,00	1.850,00
01617018	240	25,5	2.400,00	2.270,00	01618068	240	28,5	2.304,00	2.400,00
01617019	300	28,3	2.880,00	3.200,00					
01617020	400	32,3	3.840,00	4.200,00					

Further dimensions available on request

Halogen-free cables and wires

NSHXAFö - 1,8/3 kV - 3,6/6 kV special rubber-insulated cable

Technical data

Temperature range -25° C to + 80° C

Application

For use in means of transportation, e.g. in railway vehicles and buses. It has to be considered that electrical circuits up to 1000 V are short-circuit proof.



NSHXAFö - 1,8/3 kV

Part N°	N° of cores x cross-sec. mm²	Outer diameter ca. mm	Copper weight kg/km	Weight ca. kg/km
01623001	1,5	7,0	14,40	60,00
01623002	2,5	7,5	24,00	70,00
01623003	4	9,0	38,00	90,00
01623004	6	9,5	58,00	120,00
01623005	10	11,0	96,00	180,00
01623006	16	13,0	154,00	250,00
01623007	25	15,0	240,00	390,00
01623008	35	16,5	336,00	470,00
01623009	50	18,0	480,00	625,00
01623010	70	20,5	672,00	880,00
01623011	95	24,0	912,00	1.190,00
01623012	120	26,0	1.152,00	1.430,00
01623013	150	28,0	1.440,00	1.750,00
01623014	185	31,0	1.776,00	2.160,00
01623015	240	34,5	2.304,00	2.640,00
01623016	300	38,0	2.880,00	3.178,00

NSHXAFö - 3,6/6 kV

Part N°	N° of cores x cross-sec. mm²	Outer diameter ca. mm	Copper weight kg/km	Weight ca. kg/km
01647002	1X185	33,0	1.776,00	2.225,00
01647001	1X240	33,0	2.304,00	2.900,00

Further dimensions available on request

Halogen-free cables and wires

NHMH-O/J conduit wiring cable

multi core cable

Technical data

DIN VDE 0250 part 215

Temperature range -5° C to +70° C

Nominal voltage $U_0/U = 300/500$ V

Application

For fixed indoor installation in dry and wet zones, in, on and under plaster and in walls. Further use for outdoor installation, if the wire is protected against direct sun irradiation. Free of heavy metals, e.g. lead and cadmium.



Part N°	N° of cores x cross-sec. mm²	Outer diameter ca. mm	Copper weight kg/km	Weight ca. kg/km	Part N°	N° of cores x cross-sec. mm²	Outer diameter ca. mm	Copper weight kg/km	Weight ca. kg/km
01607001	1X1,5	5,3	14,40	36,00	01607033	1X10	8,0	96,00	125,00
01607002	2X1,5	4,9	29,00	84,00	01607034	2X10	13,2	192,00	345,00
01607004	3X1,5	1,0	43,00	100,00	01607035	3X10	14,0	288,00	431,00
01607006	4X1,5	9,2	58,00	125,00	01607037	4X10	16,0	384,00	525,00
01607007	5X1,5	10,0	72,00	145,00	01607038	5X10	17,4	480,00	625,00
01607009	7X1,5	10,5	101,00	180,00	01607040	1X16	9,4	154,00	185,00
01607010	1X2,5	6,0	24,00	46,00	01607042	4X16	20,0	614,00	820,00
01607011	2X2,5	8,7	48,00	112,00	01607043	5X16	2,3	768,00	1.000,00
01607013	3X2,5	1,0	72,00	140,00	01607045	4X25	25,0	960,00	1.310,00
01607015	4X2,5	10,0	96,00	165,00	01607046	5X25	27,0	1.200,00	1.640,00
01607016	5X2,5	10,6	120,00	200,00	01607048	4X35	26,2	1.344,00	1.735,00
01607017	7X2,5	11,8	168,00	254,00					
01607020	1X4	6,2	38,00	64,00					
01607019	2X4	10,0	77,00	159,00					
01607021	3X4	11,0	115,00	195,00					
01607022	4X4	12,2	154,00	246,00					
01607024	5X4	13,2	192,00	300,00					
01607026	1X6	7,0	58,00	84,00					
01607027	2X6	10,9	115,00	211,00					
01607028	3X6	12,7	173,00	271,00					
01607030	4X6	13,0	230,00	345,00					
01607031	5X6	14,5	288,00	465,00					

Further dimensions available on request

Halogen-free cables and wires

NHXMH-O/J conduit wiring cable

multi core cable

Technical data

DIN VDE 0250 part 215

Temperature range -5° C to +70° C

Nominal voltage $U_0/U = 300/500$ V

Application

For fixed indoor installation in dry and wet zones, in, on and under plaster and in walls. Further use for outdoor installation, if the wire is protected against direct sun irradiation. Not suitable for direct laying below ground. Free of heavy metals.



Part N°	N° of cores x cross-sec. mm²	Outer diameter ca. mm	Copper weight kg/km	Weight ca. kg/km	Part N°	N° of cores x cross-sec. mm²	Outer diameter ca. mm	Copper weight kg/km	Weight ca. kg/km
01608001	1X1,5 RE	6,0	15,00	85,00	01608020	1X4 RE	7,0	39,00	120,00
01608037	1X1,5 RE	6,0	15,00	85,00	01608039	1X4 RE	7,0	39,00	120,00
01608002	1X2,5 RE	6,2	24,00	90,00	01608021	3X4 RE	12,5	115,00	240,00
01608038	1X2,5 RE	6,2	24,00	90,00	01608022	4X4 RE	14,0	154,00	300,00
01608003	2X1,5 RE	9,0	29,00	110,00	01608023	5X4 RE	15,5	192,00	350,00
01608004	3X1,5 RE	9,8	43,00	127,00	01608024	1X6 RE	8,0	58,00	160,00
01608043	3X1,5 RE	9,8	43,00	127,00	01608040	1X6 RE	8,0	58,00	160,00
01608005	4X1,5 RE	10,5	58,00	150,00	01608025	3X6 RE	14,0	173,00	330,00
01608006	5X1,5 RE	11,5	72,00	173,00	01608026	4X6 RE	15,5	230,00	395,00
01608007	7X1,5 RE	12,0	101,00	210,00	01608044	4X6 RE	15,5	230,00	395,00
01608008	10X1,5 RE	16,0	144,00	330,00	01608027	5X6 RE	16,5	288,00	480,00
01608009	12X1,5 RE	16,0	173,00	400,00	01608028	1X10 RE	9,4	96,00	200,00
01608010	16X1,5 RE	18,0	230,00	480,00	01608041	1X10 RE	9,4	96,00	200,00
01608011	19X1,5 RE	1,0	274,00	520,00	01608029	3X10 RE	16,5	288,00	496,00
01608012	21X1,5 RE	20,0	302,00	600,00	01608030	4X10 RE	18,0	384,00	595,00
01608013	24X1,5 RE	21,0	346,00	650,00	01608031	5X10 RE	19,5	480,00	710,00
01608014	27X1,5 RE	1,0	389,00	70,00	01608032	1X16 RM	10,6	154,00	280,00
01608015	30X1,5 RE	1,0	432,00	770,00	01608042	1X16 RM	10,6	154,00	280,00
01608045	2X2,5 RE	10,5	48,00	130,00	01608033	4X16 RM	22,5	614,00	935,00
01608016	3X2,5 RE	11,0	72,00	165,00	01608034	5X16 RM	25,0	768,00	1.140,00
01608017	4X2,5 RE	11,5	96,00	200,00	01608046	1X 25 RM	11,0	240,00	350,00
01608018	5X2,5 RE	12,5	120,00	232,00	01608035	4X25 RM	28,0	960,00	1.420,00
01608019	7X2,5 RE	13,5	168,00	300,00	01608047	5X25 RM	29,0	1.200,00	1.680,00
Further dimensions available on request					01608036	4X35 RM	31,0	1.344,00	1.910,00

Halogen-free cables and wires

NHXMH-(St)-J screened multi core cable flame-retardant

Technical data

DIN VDE 0250 part 214

Temperature range -5° C to +70° C

Nominal voltage $U_0/U = 300/500$ V

Application

For fixed indoor installation in dry and wet zones, in, on and under plaster and in walls. Further use for outdoor installation, if the wire is protected against direct sun irradiation. Not suitable for direct laying below ground.



Part N°	N° of cores x cross-sec. mm ²	Outer diameter ca. mm	Copper weight kg/km	Weight ca. kg/km
01609001	3X1,5/1,5	1,4	48,00	168,00
01609002	4X1,5/1,5	12,1	63,00	192,00
01609003	5X1,5/1,5	12,8	77,00	220,00
01609004	3X2,5/1,5	12,7	77,00	209,00
01609005	5X2,5/1,5	14,4	125,00	282,00

Further dimensions available on request

Halogen-free cables and wires

BKHHM-H-JZ flexible control cable

Technical data

Temperature range

flexing -5° C to +70° C

fixed installation -40° C to +70° C

Nominal voltage $U_0/U = 300/500$ V



Application

For fixed indoor installation in dry and wet zones, in, on and under plaster and in walls. Further use for outdoor installation, if the wire is protected against direct sun irradiation. Not suitable for direct laying below ground.

Part N°	N° of cores x cross-sec. mm²	Outer diameter ca. mm	Copper weight kg/km	Weight ca. kg/km	Part N°	N° of cores x cross-sec. mm²	Outer diameter ca. mm	Copper weight kg/km	Weight ca. kg/km
01619029	2X1 OZ	6,3	19,20	66,00	01619048	2X1,5 OZ	7,2	29,00	100,00
01619108	3X1	6,7	29,00	90,00	01619049	3X1,5	7,9	43,00	120,00
01619031	4X1	7,3	38,40	120,00	01619050	4X1,5	8,6	58,00	155,00
01619032	5X1	8,0	48,00	146,00	01619051	5X1,5	9,4	72,00	200,00
01619033	7X1	10,0	67,00	210,00	01619052	7X1,5	11,6	101,00	208,00
01619034	8X1	11,0	77,00	225,00	01619053	8X1,5	12,9	115,00	340,00
01619035	10X1	12,3	96,00	270,00	01619054	10X1,5	14,2	144,00	360,00
01619036	12X1	12,4	115,00	303,00	01619055	12X1,5	14,5	173,00	375,00
01619103	14X1	11,9	134,00	249,00	01619056	16X1,5	15,2	230,00	440,00
01619037	16X1	13,6	154,00	406,00	01619057	18X1,5	17,5	259,00	590,00
01619038	18X1	15,0	173,00	425,00	01619058	20X1,5	18,6	288,00	680,00
01619039	20X1	16,0	192,00	505,00	01619059	25X1,5	21,5	360,00	801,00
01619040	25X1	18,0	240,00	600,00	01619060	30X1,5	19,0	432,00	940,00
01619041	30X1	19,0	308,00	732,00	01619061	34X1,5	24,3	490,00	1.050,00
01619042	34X1	20,8	326,00	776,00	01619062	37X1,5	24,3	533,00	1.140,00
01619043	37X1	20,8	355,00	833,00	01619063	41X1,5	26,5	590,00	1.280,00
01619044	41X1	22,7	394,00	925,00	01619064	42X1,5	23,6	605,00	1.340,00
01619045	42X1	22,7	403,00	950,00					
01619046	50X1	22,9	480,00	1.100,00					
01619047	52X1	24,0	499,00	1.300,00					

Further dimensions available on request

Halogen-free cables and wires

BKMH-JZ

flexible control cable

Part N°	N° of cores x cross-sec. mm ²	Outer diameter ca. mm	Copper weight kg/km	Weight ca. kg/km	Part N°	N° of cores x cross-sec. mm ²	Outer diameter ca. mm	Copper weight kg/km	Weight ca. kg/km
01619065	2X2,5 OZ	8,0	48,00	150,00	01619078	2X4 OZ	9,8	77,00	199,00
01619066	3X2,5	8,5	72,00	180,00	01619079	3X4	11,2	115,00	282,00
01619067	4X2,5	9,5	96,00	236,00	01619080	4X4	11,7	154,00	369,00
01619068	5X2,5	10,7	120,00	296,00	01619081	5X4	13,2	192,00	444,00
01619069	7X2,5	13,0	168,00	363,00	01619082	7X4	16,0	269,00	525,00
01619070	8X2,5	14,0	192,00	378,00	01619083	8X4	17,8	307,00	603,00
01619071	10X2,5	15,8	240,00	444,00	01619084	10X4	19,6	384,00	798,00
01619072	12X2,5	16,3	288,00	571,00	01619085	12X4	20,2	461,00	984,00
01619073	16X2,5	18,2	384,00	730,00	01619086	16X4	22,8	614,00	1.350,00
01619074	18X2,5	19,4	432,00	800,00	01619087	18X4	24,2	691,00	1.510,00
01619075	20X2,5	20,6	480,00	1.070,00	01619088	2X6 OZ	12,0	115,00	266,00
01619076	25X2,5	23,7	600,00	1.100,00	01619089	3X6	12,7	173,00	399,00
01619077	30X2,5	24,9	720,00	1.280,00	01619090	4X6	14,1	230,00	590,00
					01619091	5X6	15,8	288,00	715,00
					01619092	7X6	17,6	403,00	963,00
					01619093	2X10 OZ	15,0	192,00	490,00
					01619094	3X10	16,2	288,00	750,00
					01619095	4X10	18,5	384,00	908,00
					01619096	5X10	20,6	480,00	1.120,00
					01619097	7X10	23,0	672,00	1.460,00
					01619098	2X16 OZ	17,3	307,00	665,00
					01619099	3X16	18,7	461,00	998,00
					01619100	4X16	22,3	614,00	1.338,00
					01619101	5X16	25,0	768,00	1.685,00
					01619117	4X25	27,7	960,00	1.660,00
					01619118	5X35	37,7	1.680,00	2.765,00
					01619107	4X50	37,6	1.920,00	2.811,00
					01619111	4X70	44,2	2.688,00	4.295,00
					01619112	4X95	51,2	3.648,00	5.817,00

Further dimensions available on request

Halogen-free cables and wires

BKHHM-C-JZ EMC-type Cu-screened flexible control cable

Technical data

Temperature range

flexing -5° C to +70° C

fixed installation -40° C to +70° C

Nominal voltage $U_0/U = 300/500$ V

Application

For fixed indoor installation in dry and wet zones, in, on and under plaster and in walls. Further use for outdoor installation, if the wire is protected against direct sun irradiation. Not suitable for direct laying below ground.



Part N°	N° of cores x cross-sec. mm²	Outer diameter ca. mm	Copper weight kg/km	Weight ca. kg/km	Part N°	N° of cores x cross-sec. mm²	Outer diameter ca. mm	Copper weight kg/km	Weight ca. kg/km
01620001	2X0,5 OZ	7,9	36,00	80,00	01620031	3X2,5	12,5	148,50	211,00
01620002	3X0,5	8,1	45,50	106,00	01620032	4X2,5	13,9	174,20	356,00
01620003	4X0,5	8,5	55,00	123,00	01620033	5X2,5	15,1	200,80	386,00
01620004	5X0,5	9,7	66,00	134,00	01620034	7X2,5	16,3	289,00	198,00
01620005	7X0,5	9,9	80,50	160,00	01620035	12X2,5	22,0	477,30	911,00
01620006	12X0,5	12,4	138,50	237,00	01620036	4X4	15,6	237,00	458,00
01620007	2X0,75 OZ	8,1	45,00	115,00	01620037	5X4	16,9	328,00	532,00
01620008	3X0,75	9,2	52,00	119,00	01620038	7X4	22,8	388,00	766,00
01620009	4X0,75	9,8	67,00	192,00	01620039	4X6	17,1	318,00	611,00
01620010	5X0,75	10,8	75,00	165,00	01620040	5X6	20,3	453,00	770,00
01620011	7X0,75	12,4	96,00	210,00	01620041	7X6	24,8	524,70	1.035,00
01620012	12X0,75	13,4	177,00	313,00	01620042	4X10	18,6	486,00	785,00
01620013	18X0,75	15,3	243,00	456,00	01620043	5X10	20,7	611,20	855,00
01620014	25X0,75	17,5	307,30	575,00	01620044	7X10	23,2	820,50	1.308,00
01620015	2X1 OZ	8,4	51,00	127,00	01620045	4X16	21,8	830,00	882,00
01620016	3X1	9,6	65,30	132,00	01620046	5X16	24,3	1.050,70	1.293,00
01620017	4X1	10,4	78,10	163,00	01620050	4X25	33,0	1.310,00	2.028,00
01620018	5X1	11,4	89,40	187,00	01620051	4X35	34,8	1.690,00	2.542,00
01620019	7X1	13,7	115,00	255,00	01620054	4X50	39,2	2.315,00	3.550,00
01620020	12X1	14,2	188,10	352,00	01620053	5X35	39,0	1.930,00	3.180,00
01620021	18X1	16,6	286,00	514,00	01620052	4x70	45,3	3.020,00	4.939,00
01620022	25X1	19,6	388,50	677,00					
01620023	2X1,5 OZ	9,9	77,00	172,00					
01620024	3X1,5	11,1	83,00	187,00					
01620025	4X1,5	12,1	102,00	217,00					
01620026	5X1,5	13,9	125,00	265,00					
01620027	7X1,5	16,7	196,00	392,00					
01620028	12X1,5	17,3	280,00	505,00					
01620029	18X1,5	20,0	389,00	671,00					
01620030	25X1,5	24,3	535,00	955,00					

Further dimensions available on request

Halogen-free cables and wires

BKLiHH

flexible switch and control cable

colour coded to DIN VDE 47100

Technical data

Temperature range

flexing -5° C up to +70° C

fixed installation -30° C up to +70° C

Nominal voltage $U_0/U = 300/500$ V

Application

Suited for data transmission in areas with high density of people, e.g. public buildings, which have to be protected in case of fire.



Part N°	N° of cores x cross-sec. mm ²	Outer diameter ca. mm	Copper weight kg/km	Weight ca. kg/km
01638002	10X0,14	5,5	13,20	38,00
01638001	25X0,14	8,3	33,40	88,00
01638005	3X0,25	3,8	7,10	21,00
01638006	4X0,25	4,1	9,50	26,00
01638007	7X0,25	5,0	16,60	40,00
01638004	25X0,25	9,2	59,80	121,00
01638008	10X0,34	7,7	32,40	80,00
01638003	12X0,5	8,6	57,40	117,00
01638011	25X0,5	12,4	120,00	230,00
01638010	3X0,75	5,5	21,50	51,00

Further dimensions available on request

Halogen-free cables and wires

BKLIHCH - BKLIHCH - EMC-type twisted pair Cu-screened flexible switch and control cable colour coded to DIN VDE 47100

Technical data

Temperature range

flexing -5° C up to +70° C

static -30° C up to +70° C

Nominal voltage $U_0/U = 300/500$ V

Application

Suited for data transmission in areas with high density of people, e.g. public buildings, which have to be protected in case of fire.



BKLIHCH					BKLIHCH twisted pair (PIMF)				
Part N°	N° of cores x cross-sec. mm²	Outer diameter ca. mm	Copper weight kg/km	Weight ca. kg/km	Part N°	N° of cores x cross-sec. mm²	Outer diameter ca. mm	Copper weight kg/km	Weight ca. kg/km
01640003	12X0,14	6,3	30,40	78,00	01639006	2X2X0,14	5,9	18,50	39,00
01640006	4X0,25	4,9	21,00	37,00	01639002	4X2X0,14	7,3	39,10	66,00
01640015	7X0,25	5,6	31,20	49,00	01639005	2X2X0,25	5,9	27,10	8,00
01640014	16X0,25	8,5	98,10	113,00	01639004	10X2X0,25	10,9	93,30	153,00
01640016	12X0,25	7,4	47,50	88,00	01639003	2X2X0,50	7,6	50,20	76,00
01640012	2X0,34	4,9	16,90	31,00	01639007	2X2X0,75	9,0	64,60	105,00
01640009	4X0,34	5,1	24,50	47,00	01639008	4X2X0,75	11,5	107,60	166,00
01640007	7X0,34	6,9	38,20	76,00	01646001	PIMF 3X2X0,25	6,5	38,00	62,00
01640013	10X0,34	7,7	32,40	80,00	01646003	PIMF 6X2X0,25	8,0	76,00	101,00
01640001	16X0,34	9,4	94,00	160,00	01646002	PIMF 2X2X0,5	7,5	59,00	74,00
01640008	2X0,5	5,8	29,00	54,00	01646004	PIMF 6X2X0,5	11,6	135,00	189,00
01640002	6X0,5	7,8	59,00	104,00	01646005	PIMF 6X2X0,75	12,9	166,00	238,00
01640011	10X0,5	9,4	88,70	135,00					
01640005	2X0,75	5,9	38,00	64,00					
01640017	3X0,75	6,3	38,10	60,00					
01640004	4X0,75	7,0	58,00	92,00					
01640010	12X0,75	11,2	137,20	196,00					

Further dimensions available on request

Halogen-free cables and wires

JE-LiHCH...Bd Si

Technical data

acc. to DIN VDE 0815

Temperature range

flexing -5° C to +50° C

fixed installation -30° C to +70° C

Operating voltage

peak value 225 V

Test voltage

core/core = 500 V, core/screen = 2000 V

Application

Preferably use for telephone transmission, measuring and signal purposes, telecommunication indoor installations. In special cases the outdoor installation is permitted, if the cable is protected against direct sun irradiation.



Part N°	N° of cores x cross-sec. mm²	Outer diameter ca. mm	Copper weight kg/km	Weight ca. kg/km
01207001	2x2x0,5	7,8	48,00	92,00
01207002	4x2x0,5	10,5	84,00	155,00
01207003	8x2x0,5	13,0	152,00	300,00
01645004	12x2x0,5	15,6	193,00	319,00
01645005	16x2x0,5	15,6	165,00	315,00
01645006	20x2x0,5	17,0	292,00	437,00

Further dimensions available on request

Halogen-free cables and wires

JE-H(St)H...Bd Si

Technical data

adapted to DIN VDE 0815

Temperature range

flexing -5° C to +50° C

fixed installation -30° C to +70° C

Operating voltage 225 V

Test voltage

core/core = 500 V, core/screen = 2000 V

Application

Suitable for fixed installation, where in case of fire human life and material need to be protected, e.g. in hospitals, industrial complexes, public buildings, hotels, airports, underground railway networks.



Part N°	N° of cores x cross-sec. mm²	Outer diameter ca. mm	Copper weight kg/km	Weight ca. kg/km
01635001	2x2x0,8	7,0	25,00	70,00
01635002	4x2x0,8	9,0	45,00	110,00
01635003	8x2x0,8	12,0	85,00	195,00
01635004	12x2x0,8	12,5	126,00	270,00
01635005	16x2x0,8	15,0	166,00	330,00
01635006	20x2x0,8	16,0	206,00	410,00
01635007	32x2x0,8	20,0	327,00	620,00
01635008	40x2x0,8	22,5	407,00	760,00

Further dimensions available on request

Halogen-free cables and wires

J-H(St)H...Bd - installation cable

Technical data

acc. to DIN VDE 0815
Flame-retardant IEC 332-3

Application

Flame-resistant telecommunication cable for fixed installation in dry and wet zones.



Part N°	N° of cores x cross-sec. mm²	Outer diameter ca. mm	Copper weight kg/km	Weight ca. kg/km	Part N°	N° of cores x cross-sec. mm²	Outer diameter ca. mm	Copper weight kg/km	Weight ca. kg/km
01610001	2X2X0,6	7,5	14,00	60,00	01610014	2X2X0,8	8,5	25,00	69,00
01610002	4X2X0,6	9,0	25,00	92,00	01610015	4X2X0,8	10,5	45,00	110,00
01610003	6X2X0,6	10,0	37,00	101,00	01610016	6X2X0,8	12,0	65,00	152,00
01610004	10X2X0,6	12,0	59,00	146,00	01610017	8X2X0,8	1,0	82,00	185,00
01610013	16X2X0,6	14,0	93,00	220,00	01610018	10X2X0,8	15,0	106,00	230,00
01610005	20X2X0,6	15,0	126,00	270,00	01610019	16X2X0,8	17,5	166,00	360,00
01610012	24X2X0,6	16,0	139,00	300,00	01610020	20X2X0,8	19,0	206,00	420,00
01610006	30X2X0,6	17,5	172,00	322,00	01610021	24X2X0,8	20,5	246,00	510,00
01610007	40X2X0,6	20,0	229,00	408,00	01610022	30X2X0,8	22,0	307,00	599,00
01610008	50X2X0,6	21,5	286,00	491,00	01610023	40X2X0,8	25,5	407,00	787,00
01610010	60X2X0,6	23,5	342,00	573,00	01610024	50X2X0,8	27,5	508,00	973,00
01610011	80X2X0,6	26,5	455,00	756,00	01610025	60X2X0,8	29,5	608,00	1.121,00
01610009	100X2X0,6	29,5	568,00	917,00	01610026	80X2X0,8	33,5	809,00	1.476,00
Further dimensions available on request					01610027	100X2X0,8	37,5	1.010,00	1.805,00

Halogen-free cables and wires

J-2Y(St)H...St III Bd

Technical data

acc. to DIN VDE 0815
Flame-retardant IEC 332-3

Application

Telecommunication and IT-components connection cable up to 16 MBit/s (category 3).



Part N°	N° of cores x cross-sec. mm²	Outer diameter ca. mm	Copper weight kg/km	Weight ca. kg/km	Part N°	N° of cores x cross-sec. mm²	Outer diameter ca. mm	Copper weight kg/km	Weight ca. kg/km
01624001	2x2x0,6	5,6	14,00	37,00	01624007	40x2x0,6	15,8	229,00	340,00
01624002	4x2x0,6	8,0	25,00	61,00	01624008	50x2x0,6	18,2	286,00	440,00
01624003	6x2x0,6	7,5	37,00	65,00	01624011	60x2x0,6	20,1	342,00	500,00
01624004	10x2x0,6	8,8	69,00	100,00	01624009	80x2x0,6	21,9	455,00	650,00
01624005	20x2x0,6	10,0	116,00	215,00	01624010	100x2x0,6	24,3	568,00	805,00
01624006	30x2x0,6	14,0	172,00	254,00	Further dimensions available on request				

Halogen-free cables and wires

J-H(St)H...Bd - fire alarm cable

Technical data

acc. to DIN VDE 0815

Flame-retardant IEC 332-3

Application

Telecommunication and IT-components connection cable up to 16 MBit/s (category 3).



Part N°	N° of cores x cross-sec. mm ²	Outer diameter ca. mm	Copper weight kg/km	Weight ca. kg/km
01610031	2X2X0,8	8,5	25,00	69,00
01610032	4X2X0,8	10,5	45,00	110,00
01610033	6X2X0,8	12,0	65,00	152,00
01610034	10X2X0,8	15,0	106,00	230,00
01610035	16X2X0,8	17,5	166,00	360,00
01610036	20X2X0,8	19,0	206,00	420,00
01610037	24X2X0,8	20,5	246,00	510,00
01610038	30X2X0,8	22,0	307,00	599,00
01610039	40X2X0,8	25,5	407,00	787,00
01610040	50X2X0,8	27,5	508,00	973,00
01610042	80X2X0,8	33,5	809,00	1.476,00
01610043	100X2X0,8	37,5	1.010,00	1.805,00

Further dimensions available on request

Halogen-free cables and wires

JE-H(St)H...Bd - installation cable FE 180 E30 and E90 or E30/E90

Technical data

acc. to DIN VDE 0815
Flame-retardant IEC 332-3

Application

Flame-resistant telecommunication cable with 30 or 90 min. of circuit integrity in case of fire. For fixed installation with approved cable trays and clamps.



E30					E90				
Part N°	N° of cores x cross-sec. mm²	Outer diameter ca. mm	Copper weight kg/km	Weight ca. kg/km	Part N°	N° of cores x cross-sec. mm²	Outer diameter ca. mm	Copper weight kg/km	Weight ca. kg/km
01611001	E30 2x2x0,8	7,5	25,00	65,00	01612001	E90 2x2x0,8	10,7	25,00	83,00
01611002	E30 4x2x0,8	12,5	45,00	103,00	01612002	E90 4x2x0,8	15,0	45,00	138,00
01611003	E30 8x2x0,8	15,0	85,00	165,00	01612003	E90 8x2x0,8	18,0	85,00	243,00
01611004	E30 12x2x0,8	18,0	126,00	235,00	01612004	E90 12x2x0,8	20,0	126,00	351,00
01611005	E30 16x2x0,8	20,0	166,00	300,00	01612005	E90 16x2x0,8	22,5	166,00	441,00
01611006	E30 20x2x0,8	22,0	206,00	361,00	01612006	E90 20x2x0,8	25,0	206,00	557,00
01611007	E30 32x2x0,8	24,5	327,00	553,00	01612007	E90 32x2x0,8	31,0	327,00	800,00
01611008	E30 40x2x0,8	28,5	407,00	671,00	01612008	E90 40x2x0,8	33,0	407,00	1.000,00
01611009	E30 52x2x0,8	30,5	528,00	865,00	01612009	E90 52x2x0,8	36,0	528,00	1.250,00

E30/E90				
Part N°	N° of cores x cross-sec. mm²	Outer diameter ca. mm	Copper weight kg/km	Weight ca. kg/km
01613001	E30/E90 2x2x0,8	9,0	25,00	135,00
01613010	E30/E90 4x2x0,8	10,9	45,00	127,00
01613003	E30/E90 8x2x0,8	14,5	85,00	232,00
01613004	E30/E90 12x2x0,8	17,1	126,00	318,00
01613005	E30/E90 16x2x0,8	19,6	166,00	430,00
01613006	E30/E90 20x2x0,8	21,5	206,00	514,00
01613007	E30/E90 32x2x0,8	27,0	327,00	730,00
01613008	E30/E90 40x2x0,8	29,8	407,00	962,00
01613009	E30/E90 52x2x0,8	33,2	527,00	1.200,00

FE 180: Insulation integrity for 180 minutes.

Test acc. to DIN VDE 0472 part 814 = IEC 60331. Insulation integrity under direct flame propagation for the test period of 180 minutes.

E 30: Functionality of electrical cable systems for minimum 30 minutes.

Test acc. to DIN VDE 4102 part 12. In case of fire the functionality for 30 minutes remains in order to save persons and animals from a building. The functionality for 30 minutes secures the functional performance of the fire warning and alarm systems, safety and spare lighting, passenger lifts with evacuation circuits, except the cables which are installed within the ladder shafts and engine rooms.

E 90: Functionality of electrical cable systems for minimum 90 minutes.

Test method acc. to DIN VDE 4102 part 12. The functionality for 90 minutes assures the functional performance of water-pressure-rising stations for water supply, avoiding smoke and heat in safety-stairs and inner rooms, ladder shafts and engine rooms of fire department lifts, emergency lifts for sickbeds in hospitals and the fire department lifts.

Halogen-free cables and wires

JE-H(St)H...Bd - fire alarm cable FE 180 E30 and E90 or E30/E90

Technical data

acc. to DIN VDE 0815

Flame-retardant IEC 332-3

Application

Flame-resistant telecommunication cable with 30 or 90 min. of circuit integrity in case of fire. For fixed installation with approved cable trays and clamps.



E30					E90				
Part N°	N° of cores x cross-sec. mm ²	Outer diameter ca. mm	Copper weight kg/km	Weight ca. kg/km	Part N°	N° of cores x cross-sec. mm ²	Outer diameter ca. mm	Copper weight kg/km	Weight ca. kg/km
01611010	E30 2x2x0,8	7,5	25,00	65,00	01612010	E90 2x2x0,8	10,7	25,00	83,00
01611011	E30 4x2x0,8	12,5	45,00	103,00	01612011	E90 4x2x0,8	15,0	45,00	138,00
01611012	E30 8x2x0,8	15,0	85,00	165,00	01612012	E90 8x2x0,8	18,0	85,00	243,00
01611013	E30 12x2x0,8	18,0	126,00	235,00	01612013	E90 12x2x0,8	20,0	126,00	351,00
01611014	E30 16x2x0,8	20,0	166,00	300,00	01612014	E90 16x2x0,8	22,5	166,00	441,00
01611015	E30 20x2x0,8	22,0	206,00	361,00	01612015	E90 20x2x0,8	25,0	206,00	557,00
01611016	E30 32x2x0,8	24,5	327,00	553,00	01612016	E90 32x2x0,8	31,0	327,00	800,00
01611017	E30 40x2x0,8	28,5	407,00	671,00	01612017	E90 40x2x0,8	33,0	407,00	1.000,00
01611018	E30 52x2x0,8	30,5	528,00	865,00	01612018	E90 52x2x0,8	36,0	528,00	1.250,00

E30/E90				
Part N°	N° of cores x cross-sec. mm ²	Outer diameter ca. mm	Copper weight kg/km	Weight ca. kg/km
01613020	E30/E90 1X2X0,8	6,6	15,00	52,00
01613019	E30/E90 2x2x0,8	9,0	25,00	135,00
01613011	E30/E90 4x2x0,8	10,9	45,00	127,00
01613012	E30/E90 8x2x0,8	14,5	85,00	232,00
01613013	E30/E90 12x2x0,8	17,1	126,00	318,00
01613014	E30/E90 16x2x0,8	19,6	166,00	430,00
01613015	E30/E90 20x2x0,8	21,5	206,00	514,00
01613016	E30/E90 32x2x0,8	27,0	327,00	730,00
01613017	E30/E90 40x2x0,8	29,8	407,00	962,00
01613018	E30/E90 52x2x0,8	33,2	527,00	1.200,00

Halogen-free cables and wires

JE-H(St)HQH...Bd - fire alarm cable FE 180 E30 and E90 or E30/E90 steel wire braid

Technical data

acc. to DIN VDE 0815
Flame-retardant IEC 332-3

Application

Flame-resistant telecommunication cable with 30 or 90 min. of circuit integrity in case of fire. For fixed installation with approved cable trays and clamps.



E30					E90				
Part N°	N° of cores x cross-sec. mm ²	Outer diameter ca. mm	Copper weight kg/km	Weight ca. kg/km	Part N°	N° of cores x cross-sec. mm ²	Outer diameter ca. mm	Copper weight kg/km	Weight ca. kg/km
01614001	E30 2x2x0,8	10,4	25,00	152,00	01615001	E90 2x2x0,8	10,4	25,00	152,00
01614002	E30 4x2x0,8	14,7	45,00	277,00	01615002	E90 4x2x0,8	14,7	45,00	277,00
01614003	E30 8x2x0,8	21,2	85,00	544,00	01615003	E90 8x2x0,8	21,2	85,00	544,00
01614004	E30 12x2x0,8	22,8	126,00	600,00	01615004	E90 12x2x0,8	22,8	126,00	600,00
01614005	E30 16x2x0,8	23,6	166,00	696,00	01615005	E90 16x2x0,8	23,2	166,00	696,00
01614006	E30 20x2x0,8	26,9	206,00	868,00	01615006	E90 20x2x0,8	26,9	206,00	868,00
01614007	E30 32x2x0,8	34,6	327,00	1.359,00	01615007	E90 32x2x0,8	34,6	327,00	1.359,00
01614008	E30 40x2x0,8	40,6	407,00	1.798,00	01615008	E90 40x2x0,8	40,6	407,00	1.798,00
01614009	E30 52x2x0,8	43,7	527,00	2.040,00	01615009	E90 52x2x0,8	43,7	527,00	2.040,00

E30/E90				
Part N°	N° of cores x cross-sec. mm ²	Outer diameter ca. mm	Copper weight kg/km	Weight ca. kg/km
01616001	E30/E90 2x2x0,8	10,4	25,00	152,00
01616002	E30/E90 4x2x0,8	14,7	45,00	277,00
01616003	E30/E90 8x2x0,8	21,2	85,00	544,00
01616004	E30/E90 12x2x0,8	22,8	126,00	600,00
01616005	E30/E90 16x2x0,8	23,2	166,00	696,00
01616006	E30/E90 20x2x0,8	26,9	206,00	868,00
01616007	E30/E90 32x2x0,8	34,6	327,00	1.359,00
01616008	E30/E90 40x2x0,8	40,6	407,00	1.798,00
01616009	E30/E90 52x2x0,8	43,7	527,00	2.040,00

Halogen-free cables and wires

N2XH-O/J power cable

Technical data

acc. to DIN VDE 0276 part 604
Nominal voltage $U_0/U = 0,6/1$ kV
Flame-retardant IEC 332-3

Application

For indoor installation in dry and wet zones, in, on and under plaster. Further use for outdoor installation. But not suitable for direct laying below ground.



N2XH-O					N2XH-J				
Part N°	N° of cores x cross-sec. mm²	Outer diameter ca. mm	Copper weight kg/km	Weight ca. kg/km	Part N°	N° of cores x cross-sec. mm²	Outer diameter ca. mm	Copper weight kg/km	Weight ca. kg/km
01601008	1X6 RE	9,8	58,00	95,00	01601104	1X4 RE	9,0	39,00	75,00
01601010	1X10 RE	10,2	96,00	135,00	01601086	1X6 RE	9,8	58,00	95,00
01601012	1X16 RM	12,2	154,00	200,00	01601013	1X16 RM	12,2	154,00	200,00
01601005	1X4 RE	9,0	39,00	75,00	01601099	1X25 RM	14,3	240,00	295,00
01601015	1X25 RM	14,3	240,00	295,00	01601094	1X35 RM	15,4	336,00	385,00
01601018	1X35 RM	15,4	336,00	385,00	01601093	1X50 RM	15,8	480,00	510,00
01601019	1X50 RM	15,8	480,00	510,00	01601100	1X70 RM	17,7	672,00	715,00
01601020	1X70 RM	17,7	672,00	715,00	01601097	1X95 RM	20,2	912,00	960,00
01601021	1X95 RM	20,2	912,00	960,00	01601098	1X120 RM	22,4	1.152,00	1.190,00
01601022	1X120 RM	22,4	1.152,00	1.190,00	01601101	1X150 RM	24,4	1.440,00	1.470,00
01601023	1X150 RM	24,4	1.440,00	1.470,00	01601102	1X185 RM	25,8	1.776,00	1.810,00
01601024	1X185 RM	25,8	1.776,00	1.810,00	01601103	1X240 RM	28,6	2.304,00	2.360,00
01601025	1X240 RM	28,6	2.304,00	2.360,00	01601095	1X300 RM	32,8	2.880,00	2.420,00
01601026	1X300 RM	32,8	2.880,00	2.420,00	01601002	3X1,5 RE	11,0	43,00	129,00
01601001	2X1,5 RE	12,1	29,00	115,00	01601004	3X2,5 RE	12,0	72,00	165,00
01601003	2X2,5 RE	12,2	48,00	145,00	01601007	3X4 RE	13,0	115,00	225,00
01601006	2X4 RE	13,3	77,00	190,00	01601027	3X6 RE	14,0	173,00	295,00
01601009	2X6 RE	13,7	115,00	245,00	01601028	3X10 RE	16,0	288,00	440,00
01601011	2X10 RE	16,5	192,00	355,00	01601029	3X16 RE	19,0	461,00	660,00
01601014	2X16 RE	17,6	307,00	530,00	01601017	3X25 RM	24,0	720,00	1.010,00
01601016	2X25 RM	23,2	480,00	800,00	01601066	3X25/16 RE	o. r.	874,00	1.400,00
					01601030	3X35 RM	27,0	1.008,00	1.330,00
					01601067	3X35/16 RE	o. r.	1.161,00	1.500,00
					01601031	3X50 RM	29,0	1.440,00	1.765,00
					01601038	3X50/25 RM	32,0	1.680,00	1.950,00
					01601032	3X70 RM	33,0	2.016,00	
					01601039	3X70/35 RM	37,0	2.352,00	2.700,00
					01601033	3X95 RM	37,0	2.736,00	3.300,00
					01601040	3X95/50 RM	41,0	3.216,00	3.550,00
					01601034	3X120 RM	41,0	3.456,00	4.050,00
					01601041	3X120/70 RM	45,0	4.128,00	4.550,00
					01601035	3X150 RM	45,0	4.320,00	4.900,00
					01601042	3X150/70 RM	49,0	4.992,00	5.450,00
					01601036	3X185 RM	50,0	5.328,00	5.100,00
					01601037	3X240 RM	56,0	6.912,00	7.800,00

Further dimensions available on request

Halogen-free cables and wires

N2XH-O/J power cable

N2XH-J									
Part N°	N° of cores x cross-sec. mm ²	Outer diameter ca. mm	Copper weight kg/km	Weight ca. kg/km	Part N°	N° of cores x cross-sec. mm ²	Outer diameter ca. mm	Copper weight kg/km	Weight ca. kg/km
01601045	4X1,5 RE	12,0	58,00	155,00	01601060	5X1,5 RE	13,0	72,00	175,00
01601046	4X2,5 RE	13,0	96,00	200,00	01601061	5X2,5 RE	14,0	120,00	235,00
01601047	4X4 RE	14,0	154,00	270,00	01601062	5X4 RE	15,0	192,00	330,00
01601048	4X6 RE	15,0	230,00	375,00	01601063	5X6 RE	16,0	288,00	445,00
01601049	4X10 RE	17,0	384,00	550,00	01601064	5X10 RE	18,0	480,00	665,00
01601050	4X16 RE	20,0	614,00	835,00	01601065	5X16 RE	22,0	768,00	1.010,00
01601051	4X25 RM	24,0	960,00	1.265,00	01601068	5X25 RM	27,0	1.200,00	1.550,00
01601052	4X35 RM	27,0	1.344,00	1.685,00	01601069	7X1,5 RE	11,0	101,00	206,00
01601053	4X50 RM	31,0	1.920,00	2.150,00	01601076	7X2,5 RE	13,0	168,00	287,00
01601054	4X70 RM	35,0	2.688,00	3.050,00	01601083	7X4 RE	17,0	269,00	530,00
01601055	4X95 RM	40,0	3.648,00	4.050,00	01601070	10X1,5 RE	14,0	144,00	287,00
01601056	4X120 RM	45,0	4.608,00	5.150,00	01601077	10X2,5 RE	16,0	240,00	425,00
01601057	4X150 RM	50,0	5.760,00	6.250,00	01601071	12X1,5 RE	15,0	173,00	328,00
01601058	4X185 RM	55,0	7.104,00	7.750,00	01601078	12X2,5 RE	18,0	288,00	475,00
01601059	4X240 RM	62,0	9.216,00	9.950,00	01601084	12X4 RE	21,0	461,00	820,00
					01601085	14X1,5 RE	16,0	202,00	383,00
					01601079	14X2,5 RE	20,0	336,00	670,00
					01601072	15X1,5 RE	16,0	202,00	383,00
					01601073	19X1,5 RE	18,0	274,00	484,00
					01601080	19X2,5 RE	22,0	456,00	840,00
					01601074	24X1,5 RE	20,0	346,00	603,00
					01601081	24X2,5 RE	25,0	576,00	1.050,00
					01601075	30X1,5 RE	22,0	432,00	730,00
					01601082	30X2,5 RE	27,0	720,00	1.230,00
					01601096	33X2,50 RE	28,0	792,00	1.302,00

Further dimensions available on request

Halogen-free cables and wires

N2XCH

power cable concentric conductor

Technical data


DIN VDE 0276 part 604

Nominal voltage $U_0/U = 0,6/1$ kV

Flame-retardant IEC 332-3

Application

For indoor installation in dry and wet zones, in, on and under plaster. Further use for outdoor installation. But not suitable for direct laying below ground.



Part N°	N° of cores x cross-sec. mm²	Outer diameter ca. mm	Copper weight kg/km	Weight ca. kg/km	Part N°	N° of cores x cross-sec. mm²	Outer diameter ca. mm	Copper weight kg/km	Weight ca. kg/km
01602001	2X1,5 RE/1,5	13,0	52,00	160,00	01602039	7X1,50 RE/2,5	15,0	133,00	314,00
01602002	2X2,5 RE/2,5	13,0	80,00	200,00	01602046	7X2,5 RE/2,5	17,0	200,00	400,00
01602003	2X4 RE/4	14,0	123,00	320,00	01602053	7X4 RE/4	18,0	315,00	555,00
01602004	2X6 RE/6	15,0	182,00	410,00	01602055	7X6 RE/6	19,0	470,00	725,00
01602005	2X10 RE/10	17,0	312,00	550,00	01602040	10X1,5 RE/2,5	17,0	176,00	464,00
01602006	2X16 RE/16	19,0	489,00	780,00	01602047	10X2,5 RE/4	19,0	286,00	600,00
01602007	3X1,5 RE/1,5	13,0	66,00	175,00	01602041	12X1,5 RE/2,5	19,0	205,00	460,00
01602008	3X2,5 RE/2,5	14,0	104,00	225,00	01602048	12X2,5 RE/4	21,0	334,00	610,00
01602009	3X4 RE/4	15,0	161,00	315,00	01602054	12X4 RE/6	o. r.	528,00	905,00
01602010	3X6 RE/6	16,0	240,00	410,00	01602042	16X1,5 RE/4	21,0	276,00	680,00
01602011	3X10 RE/10	18,0	408,00	640,00	01602049	16X2,5 RE/6	23,0	451,00	850,00
01602012	3X16 RE/16	20,0	643,00	930,00	01602043	21X1,5 RE/6	22,0	369,00	770,00
01602013	3X25 RM/16	25,0	1.003,00	1.380,00	01602050	21X2,5 RE/6	25,0	571,00	1.090,00
01602014	3X35 RM/16	28,0	1.402,00	1.650,00	01602044	24X1,5 RE/6	24,0	413,00	800,00
01602015	3X50 RM/50	32,0	2.000,00	2.160,00	01602051	24X2,5 RE/10	26,0	696,00	1.150,00
01602016	3X70 RM/70	36,0	2.796,00	3.050,00	01602045	30X1,5 RE/6	25,0	499,00	955,00
01602017	3X95 RM/95	41,0	3.791,00	4.200,00	01602052	30X2,5 RE/10	28,0	840,00	1.280,00
01602018	3X120 RM/120	45,0	4.786,00	5.200,00					
01602019	3X150 RM/70	48,0	5.100,00	5.450,00					
01602020	3X185 RM/95	53,0	6.383,00	6.800,00					
01602021	3X240 RM/120	60,0	8.242,00	8.900,00					
01602022	4X1,5 RE/1,5	13,0	81,00	200,00					
01602023	4X2,5 RE/2,5	14,0	128,00	260,00					
01602024	4X4 RE/4	15,0	200,00	370,00					
01602025	4X6 RE/6	17,0	297,00	485,00					
01602026	4X10 RE/10	19,0	504,00	755,00					
01602027	4X16 RE/16	22,0	796,00	1.100,00					
01602028	4X25 RM/16	27,0	1.142,00	1.565,00					
01602029	4X35 RM/16	29,0	1.526,00	2.010,00					
01602030	4X50 RM/25	33,0	2.203,00	2.450,00					
01602031	4X70 RM/35	40,0	3.082,00	3.400,00					
01602037	4X70 SM/35	40,0	3.082,00	3.400,00					
01602032	4X95 RM/50	45,0	4.208,00	4.550,00					
01602038	4X95 SM/50	45,0	4.208,00	4.550,00					
01602033	4X120 RM/70	48,0	5.388,00	5.900,00					
01602034	4X150 RM/70	53,0	6.540,00	7.000,00					
01602035	4X185 RM/95	60,0	8.159,00	8.750,00					

Further dimensions available on request

Halogen-free cables and wires

NHXH FE 180 E30 or E90 safety cable

Technical data


DIN VDE 0266

Nominal voltage 0,6/1 kV

Flame-retardant IEC 332-3

Application

For indoor installation in dry and wet zones, in, on and under plaster. Further use for outdoor installation. But not suitable for direct laying below ground.



E30					E90				
Part N°	N° of cores x cross-sec. mm²	Outer diameter ca. mm	Copper weight kg/km	Weight ca. kg/km	Part N°	N° of cores x cross-sec. mm²	Outer diameter ca. mm	Copper weight kg/km	Weight ca. kg/km
01636001	1X4 RE	8,0	38,00	90,00	01605023	1X4 RE	o. r.	38,00	98,00
01636002	1X6 RE	9,0	58,00	100,00	01605028	1X6 RE	10,0	58,00	120,00
01636003	1X10 RE	10,0	96,00	135,00	01605033	1X10 RE	10,0	96,00	165,00
01636004	1X16 RE	11,0	154,00	190,00	01605038	1X16 RE	11,0	154,00	230,00
01636005	1X25 RM	12,0	240,00	290,00	01605043	1X25 RM	13,0	240,00	340,00
01636006	1X35 RM	13,0	336,00	380,00	01605048	1X35 RM	14,0	336,00	440,00
01636007	1X 50 RM	15,0	480,00	510,00	01605053	1X50 RM	16,0	480,00	590,00
01636008	1X70 RM	17,0	672,00	695,00	01605058	1X70 RM	18,0	672,00	800,00
01636009	1X95 RM	19,0	912,00	970,00	01605062	1X95 RM	20,0	912,00	1.100,00
01636010	1X120 RM	21,0	1.152,00	1.230,00	01605066	1X120 RM	21,0	1.152,00	1.350,00
01636011	1X150 RM	23,0	1.440,00	1.520,00	01605069	1X150 RM	24,0	1.440,00	1.650,00
01636012	1X185 RM	26,0	1.776,00	1.840,00	01605072	1X185 RM	26,0	1.776,00	2.000,00
01636013	1X240 RM	28,0	2.304,00	2.470,00	01605074	1X240 RM	29,0	2.304,00	2.600,00
01636014	1X300 RM	31,0	2.880,00	o. r.	01605076	1X300 RM	32,0	2.880,00	3.300,00
01636015	2X1,5 RE	12,0	29,00	180,00	01605001	2X1,5 RE	14,0	29,00	210,00
01636016	2X2,5 RE	13,0	48,00	210,00	01605012	2X2,5 RE	15,0	48,00	250,00
01636017	2X4 RE	14,0	77,00	260,00	01605024	2X4 RE	16,0	77,00	310,00
01636018	2X6 RE	15,0	115,00	320,00	01605029	2X6 RE	17,0	115,00	380,00
01636019	2X10 RE	16,0	192,00	440,00	01605034	2X10 RE	19,0	192,00	510,00
01636020	2X16 RM	19,0	307,00	620,00	01605039	2X16 RE	21,0	307,00	680,00
01636021	2X25 RM	22,0	480,00	920,00	01605044	2X25 RM	25,0	480,00	1.050,00

Halogen-free cables and wires

NHXH FE 180 E30 or E90 safety cable

E30					E90				
Part N°	N° of cores x cross-sec. mm ²	Outer diameter ca. mm	Copper weight kg/km	Weight ca. kg/km	Part N°	N° of cores x cross-sec. mm ²	Outer diameter ca. mm	Copper weight kg/km	Weight ca. kg/km
01636022	3X1,5 RE	13,0	43,00	200,00	01605002	3X1,5 RE	13,0	43,00	240,00
01636023	3X2,5 RE	14,0	72,00	250,00	01605013	3X2,5 RE	14,0	72,00	290,00
01636024	3X4 RE	15,0	115,00	316,00	01605025	3X4 RE	15,0	115,00	360,00
01636025	3X6 RE	16,0	173,00	400,00	01605030	3X6 RE	16,0	173,00	450,00
01636026	3X10 RE	17,0	288,00	550,00	01605035	3X10 RE	18,0	288,00	620,00
01636027	3X16 RM	20,0	461,00	790,00	01605040	3X16 RM	21,0	461,00	850,00
01636028	3X25 RM	23,0	720,00	1.167,00	01605045	3X25 RM	25,0	720,00	1.300,00
01636032	3X25 RM/16	o. r.	874,00	1.430,00	01605049	3X35 RM	29,0	1.008,00	1.650,00
01636029	3X35 RM	29,0	1.008,00	1.508,00	01605052	3X35 RM/16 RM	30,0	1.162,00	1.800,00
01636033	3X35 RM/16	30,0	1.182,00	1.660,00	01605054	3X50 RM	32,0	1.440,00	2.200,00
01636030	3X50 RM	32,0	1.440,00	1.950,00	01605055	3X50 RM/25 RM	35,0	1.680,00	2.500,00
01636034	3X50 RM/25	35,0	1.680,00	2.210,00	01605059	3X70 RM	36,0	2.016,00	3.000,00
01636031	3X70 RM	36,0	2.016,00	2.640,00	01605060	3X70 RM/35 RM	39,0	2.352,00	3.350,00
01636035	3X70 RM/35	39,0	2.352,00	3.050,00	01605063	3X95 RM	41,0	2.736,00	4.000,00
01636075	3X95 RM	37,0	2.736,00	3.300,00	01605064	3X95 RM/50 RM	44,0	3.216,00	4.550,00
01636036	3X95 RM/50	44,0	3.216,00	4.080,00	01605067	3X120 RM/70 RM	46,0	4.128,00	5.600,00
01636037	3X120 RM/70	49,0	4.128,00	5.160,00	01605070	3X150 RM/70 RM	52,0	4.992,00	6.700,00
01636038	3X150 RM/70	52,0	4.992,00	6.140,00	01605073	3X185 RM/95 RM	59,0	6.240,00	8.350,00
01636039	3X185 RM/95	59,0	6.240,00	7.790,00	01605075	3X240 RM/120 RM	68,0	8.064,00	11.000,00
01636040	4X1,5 RE	13,0	58,00	240,00	01605003	4X1,5 RE	14,0	58,00	280,00
01636041	4X2,5 RE	14,0	96,00	300,00	01605014	4X2,5 RE	15,0	96,00	350,00
01636042	4X4 RE	15,0	154,00	392,00	01605026	4X4 RE	17,0	154,00	440,00
01636043	4X6 RE	17,0	230,00	494,00	01605031	4X6 RE	18,0	230,00	560,00
01636044	4X10 RE	19,0	384,00	680,00	01605036	4X10 RE	20,0	384,00	760,00
01636045	4X16 RM	22,0	614,00	970,00	01605041	4X16 RM	23,0	614,00	1.100,00
01636046	4X25 RM	26,0	960,00	1.450,00	01605046	4X25 RM	27,0	960,00	1.600,00
01636047	4X35 RM	29,0	1.344,00	1.890,00	01605050	4X35 RM	30,0	1.344,00	2.100,00
01636048	4X50 RM	33,0	1.920,00	2.470,00	01605056	4X50 RM	34,0	1.920,00	2.800,00
01636049	4X70 RM	39,0	2.688,00	3.340,00	01605061	4X70 RM	39,0	2.688,00	3.800,00
01636050	4X95 RM	44,0	3.648,00	4.450,00	01605065	4X95 RM	44,0	3.648,00	5.050,00
01636051	4X120 RM	48,0	4.608,00	5.410,00	01605068	4X120 RM	48,0	4.285,00	6.150,00
01636052	4X150 RM	53,0	5.760,00	6.730,00	01605071	4X150 RM	o. r.	5.760,00	6.450,00

Halogen-free cables and wires

NHXX FE 180 E30 or E90

safety cable

E30					E90				
Part N°	N° of cores x cross-sec. mm²	Outer diameter ca. mm	Copper weight kg/km	Weight ca. kg/km	Part N°	N° of cores x cross-sec. mm²	Outer diameter ca. mm	Copper weight kg/km	Weight ca. kg/km
01636053	5X1,5 RE	14,0	72,00	280,00	01605004	5X1,5 RE	16,0	72,00	330,00
01636054	5X2,5 RE	15,0	120,00	350,00	01605015	5X2,5 RE	17,0	120,00	410,00
01636055	5X4 RE	17,0	192,00	450,00	01605027	5X4 RE	18,0	192,00	520,00
01636056	5X6 RE	18,0	288,00	560,00	01605032	5X6 RE	19,0	288,00	660,00
01636057	5X10 RE	20,0	480,00	837,00	01605037	5X10 RE	22,0	480,00	950,00
01636058	5X16 RM	24,0	768,00	1.180,00	01605042	5X16 RE	25,0	768,00	1.300,00
01636059	5X25 RM	29,0	1.200,00	1.800,00	01605047	5X25 RM	30,0	1.200,00	2.000,00
01636060	5X35 RM	33,0	1.680,00	o. r.	01605051	5X35 RM	32,0	1.680,00	2.700,00
01636061	5X50 RM	37,0	2.400,00	o. r.	01605057	5X50 RM	40,0	2.500,00	3.700,00
01636062	7X1,5 RE	15,0	101,00	319,00	01605005	7X1,5 RE	17,0	101,00	380,00
01636067	7X2,5 RE	17,0	168,00	447,00	01605016	7X2,5 RE	18,0	168,00	480,00
01636076	10X1,5 RE	20,0	144,00	483,00	01605006	10X1,5 RE	21,0	144,00	520,00
01636077	10X2,5 RE	25,0	240,00	640,00	01605017	10X2,5 RE	23,0	240,00	680,00
01636063	12X1,5 RE	20,0	173,00	499,00	01605007	12X1,5 RE	22,0	173,00	580,00
01636068	12X2,5 RE	22,0	288,00	710,00	01605018	12X2,5 RE	25,0	288,00	780,00
01636078	14X1,5 RE	22,0	202,00	660,00	01605008	14X1,5 RE	25,0	202,00	660,00
01636079	14X2,5 RE	27,0	336,00	790,00	01605019	14X2,5 RE	27,0	336,00	900,00
01636064	19X1,5 RE	23,0	274,00	723,00	01605009	19X1,5 RE	27,0	274,00	850,00
01636069	19X2,5 RE	25,0	456,00	997,00	01605020	19X2,5 RE	29,0	456,00	1.100,00
01636065	24X1,5 RE	27,0	346,00	897,00	01605010	24X1,5 RE	32,0	346,00	1.050,00
01636070	24X2,5 RE	29,0	576,00	1.236,00	01605021	24X2,5 RE	34,0	576,00	1.350,00
01636066	30X1,5 RE	29,0	432,00	1.095,00	01605011	30X1,5 RE	33,0	432,00	1.200,00
01636071	30X2,5 RE	31,0	720,00	1.463,00	01605022	30X2,5 RE	36,0	720,00	1.650,00

Halogen-free cables and wires

NHXCH FE 180 E30 or E90

safety cable

Technical data

DIN VDE 0266

Nominal voltage 0,6/1 kV

Flame-retardant IEC 332-3

Application

For indoor installation in dry and wet zones, in, on and under plaster. Further use for outdoor installation. Not suitable for direct laying below ground.



E30					E90				
Part N°	N° of cores x cross-sec. mm²	Outer diameter ca. mm	Copper weight kg/km	Weight ca. kg/km	Part N°	N° of cores x cross-sec. mm²	Outer diameter ca. mm	Copper weight kg/km	Weight ca. kg/km
01637001	2X1,5 RE/1,5	13,0	52,00	238,00	01606001	2X1,5 RE/1,5	13,0	52,00	240,00
01637002	2X2,5 RE/2,5	14,0	80,00	275,00	01606011	2X2,5 RE/2,5	14,0	80,00	290,00
01637003	2X4 RE/4	15,0	123,00	350,00	01606021	2X4 RE/4	15,0	123,00	350,00
01637004	2X6 RE/6	16,0	182,00	430,00	01606024	2X6 RE/6	16,0	182,00	450,00
01637005	2X10 RE/10	18,0	312,00	590,00	01606027	2X10 RE/10	18,0	312,00	640,00
01637006	2X16 RE/16	20,0	489,00	820,00	01606030	2X16 RE/16	22,0	489,00	850,00
01637007	3X1,5 RE/1,5	13,0	66,00	250,00	01606002	3X1,5 RE/1,5	17,0	66,00	260,00
01637008	3X2,5 RE/2,5	14,0	104,00	310,00	01606012	3X2,5 RE/2,5	18,0	104,00	330,00
01637009	3X4 RE/4	16,0	161,00	400,00	01606022	3X4 RE/4	19,0	161,00	420,00
01637010	3X6 RE/6	17,0	240,00	495,00	01606025	3X6 RE/6	20,0	240,00	540,00
01637011	3X10 RE/10	19,0	408,00	690,00	01606028	3X10 RE/10	22,0	408,00	760,00
01637012	3X16 RE/16	22,0	643,00	970,00	01606031	3X16 RE/16	26,0	643,00	1.073,00
01637013	3X25 RE/16	26,0	904,00	1.350,00	01606033	3X25 RM/16	30,0	1.003,00	1.450,00
01637014	3X35 RE/16	29,0	1.192,00	1.830,00	01606051	3X25 RM/25	28,0	1.003,00	1.650,00
01637035	3X35 RM/35	30,0	1.402,00	2.200,00	01606035	3X35 RM/16	32,0	1.402,00	1.798,00
01637015	3X50 RE/25	33,3	1.728,00	2.380,00	01606052	3X35 RM/35	30,0	1.402,00	2.200,00
01637036	3X50 RM/50	34,0	2.000,00	2.900,00	01606037	3X50 RM/25	36,0	2.000,00	2.400,00
01637016	3X70 RE/35	37,8	2.415,00	3.230,00	01606053	3X50 RM/50	34,0	2.000,00	2.900,00
01637037	3X70 RM/70	39,0	2.796,00	4.000,00	01606039	3X70 RM/35	41,0	2.352,00	3.600,00
01637017	3X95 RE/50	43,1	3.311,00	4.585,00	01606054	3X70 RM/70	39,0	2.796,00	3.800,00
01637038	3X95 RM/95	44,0	3.791,00	5.300,00	01606041	3X95 RM/50	47,0	3.216,00	4.800,00
01637018	3X120 RM/70	47,0	4.261,00	5.625,00	01606043	3X120 RM/70	51,0	4.128,00	6.000,00
01637019	3X150 RE/70	52,0	5.100,00	6.210,00	01606055	3X120 RM/120	48,0	4.786,00	6.250,00
01637039	3X185 RM/95	54,0	6.383,00	7.695,00	01606045	3X150 RM/70	55,0	4.992,00	6.900,00
01637040	3X240 RM/120	56,0	8.242,00	10.035,00	01606047	3X185 RM/95	62,0	6.240,00	7.900,00
					01606049	3X240 RM/120	68,0	8.064,00	9.000,00

Halogen-free cables and wires

NHXCH FE 180 E30 or E90

safety cable

E30					E90				
Part N°	N° of cores x cross-sec. mm²	Outer diameter ca. mm	Copper weight kg/km	Weight ca. kg/km	Part N°	N° of cores x cross-sec. mm²	Outer diameter ca. mm	Copper weight kg/km	Weight ca. kg/km
01637020	4X1,5 RE/1,5	15,8	81,00	290,00	01606003	4X1,5 RE/1,5	18,0	81,00	310,00
01637021	4X2,5 RE/2,5	17,0	128,00	355,00	01606013	4X2,5 RE/2,5	19,0	128,00	380,00
01637022	4X4 RE/4	18,4	200,00	455,00	01606023	4X4 RE/4	20,0	200,00	500,00
01637023	4X6 RE/6	19,8	297,00	580,00	01606026	4X6 RE/6	21,0	297,00	640,00
01637024	4X10 RE/10	22,1	504,00	820,00	01606029	4X10 RE/10	24,0	504,00	900,00
01637025	4X16 RE/16	24,3	796,00	1.150,00	01606032	4X16 RE/16	27,0	796,00	1.300,00
01637026	4X25 RM/16	28,9	1.142,00	1.630,00	01606034	4X25 RM/16	31,0	1.142,00	1.900,00
01637027	4X35 RM/16	31,5	1.526,00	2.070,00	01606036	4X35 RM/16	35,0	1.526,00	2.400,00
01637028	4X50 RM/25	36,6	2.203,00	2.730,00	01606038	4X50 RM/25	39,0	2.203,00	3.177,00
01637029	4X70 RM/35	41,3	3.082,00	3.810,00	01606040	4X70 RM/35	44,0	3.082,00	4.300,00
01637030	4X95 RM/50	47,1	4.208,00	5.100,00	01606042	4X95 RM/50	50,0	4.208,00	5.750,00
01637031	4X120 RM/70	51,0	5.388,00	6.420,00	01606044	4X120 RM/70	54,0	5.388,00	7.230,00
01637032	4X150 RM/70	60,0	6.540,00	7.800,00	01606046	4X150 RM/70	60,0	6.540,00	8.500,00
01637041	4X185 RM/95	62,0	8.159,00	9.630,00	01606048	4X185 RM/95	67,0	8.159,00	8.900,00
01637042	4X240 RM/120	64,0	10.546,00	10.800,00	01606050	4X240 RM/120	73,0	10.546,00	11.500,00
01637033	7X1,5 RE/2,5	19,0	133,00	390,00	01606004	7X1,5 RE/2,5	21,0	133,00	420,00
01637043	7X2,5 RE/2,5	21,0	200,00	490,00	01606014	7X2,5 RE/2,5	21,0	200,00	540,00
01637044	10X1,5 RE/2,5	24,0	176,00	510,00	01606005	10X1,5 RE/2,5	24,0	176,00	560,00
01637045	10X2,5 RE/4	25,0	286,00	705,00	01606015	10X2,5 RE/4	25,0	286,00	760,00
01637046	12X1,5 RE/2,5	24,0	205,00	580,00	01606006	12X1,5 RE/2,5	29,0	205,00	620,00
01637047	24X1,5 RE/6	32,0	413,00	940,00	01606016	12X2,5 RE/4	25,0	334,00	850,00
01637048	24X2,5 RE/10	35,0	696,00	1.370,00	01606007	16X1,5 RE/4	1,0	276,00	900,00
01637049	30X1,5 RE/6	34,0	499,00	1.100,00	01606017	16X2,5 RE/6	1,0	451,00	1.200,00
01637050	30X2,5 RE/10	o. r.	840,00	1.585,00	01606008	21X1,5 RE/6	1,0	369,00	1.100,00
					01606018	21X2,5 RE/6	1,0	571,00	1.400,00
					01606009	24X1,5 RE/6	35,0	413,00	1.150,00
					01606019	24X2,5 RE/10	35,0	696,00	1.550,00
					01606010	30X1,5 RE/6	37,0	499,00	1.350,00
					01606020	30X2,5 RE/10	39,0	840,00	190,00

LAN Cable **Table of contents**

	BKLAN FTP 4x2x24 AWG and 2x(4x2x24 AWG)	200 MHz, Cat. 5e
	BKLAN SFTP nx4x2x24 AWG and 2x(4x2x24 AWG)	200 MHz, Cat. 5e
	BKLAN SSTP 4x2x23 AWG and 2x(4x2x23 AWG)	300 MHz, Cat. 6
	BKLAN SSTP 4x2x23 AWG and 2x(4x2x23 AWG)	600 MHz, Cat. 7
	BKLAN SSTP 4x2x22 AWG and 2x(4x2x22 AWG)	1200 MHz, Cat. 8
on request	BKLAN UTP 4x2/23 AWG and 2x(4x2/23 AWG)	250 MHz, Cat. 6
on request	BKLAN FTP Patch 4x2x26 – 7/34 AWG	250 MHz, Cat. 6
on request	BKLAN SFTP Patch 4x2x26 – 7/34 AWG	100 MHz, Cat. 5e
on request	BKLAN SSTP Patch 4x2x26 – 7/34 AWG	250 MHz, Cat. 6
on request	BKLAN SSTP 4x2x22 AWG and 2x(4x2x22 AWG)	600 MHz, Cat. 7
on request	BKLAN SSTP Patch 4x2x26 – 7/34 AWG	600 MHz, Cat. 7

Abbreviations

AWG	American Wire Gauge
BC	Bare Copper
ELFEXT	Equal Level Far End Cross Talk
HFFR	Halogen-Free Flame-Retardant
LSZH	Low Smoke Zero Halogen
NEXT	Near End Cross Talk
NEXT ACR	Attenuation to Crosstalk Ratio
PS NEXT	Power Sum
PVC	Poly Vinyl Chloride
TPC	Tin Plated Copper

Data cables LAN

BKLAN FTP, Cat. 5e

4x2x24 AWG and 2x(4x2x24 AWG) **200 MHz**

Technical data

COMPLIANCE WITH:

- o ISO/IEC 11801:2002
- o CENELEC EN 50173:2002
- o ANSI/TIA/EIA-568-B.2

STANDARDS:

IEC 61156-5 Cat. 5e, EN 50288-5-1

Construction

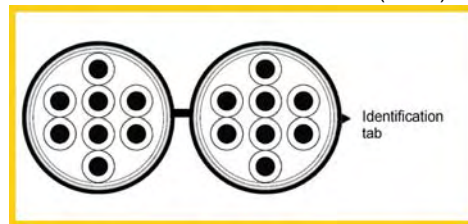
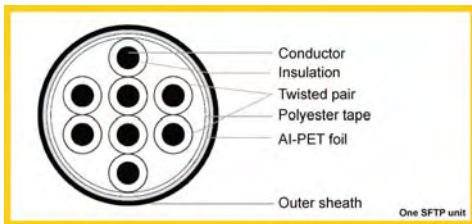
Conductor: 24 AWG BC

Insulation: foam-skin polyolefine, nominal diameter over insulation 1.0 mm

Pairs: twisted pairs are cabled together to form a cable core
Pairs color code: blue white, orange white, green white and brown white

Shielding: an overall shield of polyester/aluminium foil with 100 % coverage is applied with a tinned copper drain wire underneath

Outer sheath material: PVC or HFFR (LSZH)



High frequency transmission properties

Frequency MHz	Attenuation dB/100m		NEXT pp dB		Return Loss dB
	Typical	Max.	Typical	Min.	Min.
1	2.0	2.1	73	67	23
4	4.1	4.3	63	58	23
10	6.4	6.6	58	52	23
16	8.05	8.2	57	49	23
20	9.0	9.2	55	47.5	23
31.25	11.5	11.8	50	44.6	21
62.5	16.8	17.1	48	40	18
100	21.5	22.0	45	37	16
200	30.5	31.0*	42	32.5	13*

* extrapolated

NEXT Cat. 5 = $64 - 15 \log(f/0.772)$ (ISO/IEC 11801)

NEXT Cat. 5+ = $67 - 15 \log(f)$

Where f is the frequency in MHz

Notes

PSNEXT=pair to pair NEXT-3
 PSELFEXT=pair to pair ELFEXT-3

ACR=pair to pair NEXT-Attenuation [dB/100m]
 PSACR=pair to pair ACR-3 [dB/100m]

HIGH FREQUENCY ELECTRICAL PROPERTIES		
Input impedance	Ohm	100+/-15
VP @ 200 MHz		0.72c
Propagation delay @200 MHz	ns/100 m	<536
Delay skew	ns/100 m	<30
Transfer impedance at 30 MHz	Mohm m	<200
LOW FREQUENCY AND D.C. ELECTRICAL PROPERTIES		
Mutual capacitance at 1 kHz	NF/km	50
DC resistance	Ohm/km	96
Capacitance unbalance to ground	PF/km	3300
Resistance unbalance	%	2
Operating voltage	Volts	60
ENVIRONMENTAL AND OTHER PROPERTIES		
Operating temperature		-20° C to +60° C
Installation temperature		-5° C to +50° C
Flame retardance		IEC 60332-1
Halogen content		IEC 60754-2
Smoke emission		IEC 61034
Installation bending radius		12 x outer diam.
Long term bending radius		8 x outer diam.

Parameters

# of pairs	Weight	Dimension	Caloric
			value
	kg/km	mm	MJoule/km
4	48	7	500
8	98	7x14,2	1000

Further constructions on request

Data cables LAN

BKLAN SFTP, Cat. 5e

4x2x24 AWG and 2x(4x2x24 AWG) **200 MHz**

Technical data

COMPLIANCE WITH:

- o ISO/IEC 11801:2002
- o CENELEC EN 50173:2002
- o ANSI/TIA/EIA-568-B.2

STANDARDS:

IEC 61156-5 Cat. 5e, EN 50288-2-1

Construction

Conductor: 24 AWG BC

Insulation: solid polyolefine, nominal diameter over insulation 1.05 mm

Pairs: two wires twisted into pairs with different lays (lay direction left)

Pairs color code: blue white-blue, orange white-orange, green white-green and brown white-brown

Unit cabling: 4 twisted pairs cabled into one SFTP unit into the unit core

Shielding: common foil and braided copper wires over cabled unit

Foil shielding: polyester aluminum tape, aluminum side facing outwards

Drain wire: optional 0.5 mm TPC (between foil and braiding)

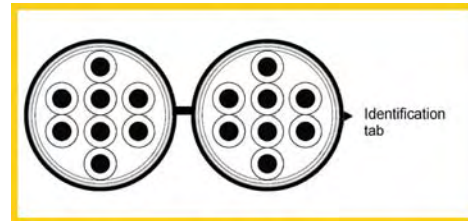
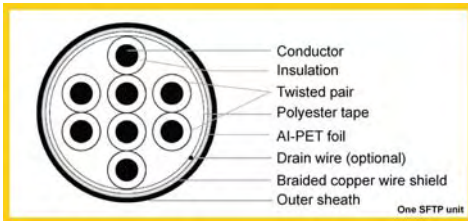
Braided copper shielding: TPC wires

Unit jacket material: PVC or HFFR (LSZH)

Each unit has an identification number printed on the unit jacket

Cabling: n units are cabled together

Outer sheath: HFFR



High frequency transmission properties

Frequency MHz	Attenuation dB/100m		NEXT pp dB		ELFEXT pp dB/100m		Return Loss dB	
	Typical	Max.	Typical	Min.	Typical	Min.	Typical	Min.
1	2	2.1	71	65.3	70.0	64.0	28	n.def
4	3.9	4.1	62	56.3	58.0	52.0	28	23.0
10	5.8	6.5	56	50.3	50.0	44.0	28	25.0
16	7.6	8.3	53	47.2	45.9	39.9	28	25.0
20	8.3	9.3	51	45.8	44.0	38.0	28	25.0
31.25	10.8	11.7	49	42.9	40.1	34.1	28	23.6
62.5	15.2	17.0	44	38.4	34.1	28.1	23	21.5
100	19.5	22.0	41	35.3	30.0	24.0	23	20.1
200	27.8	28.1	36.5	31.4	25.0	19.0	18	15.3

Notes

PSNEXT = pair to pair NEXT-3
ACR = pair to pair NEXT-Attenuation [dB/100m]

PSELFEXT = pair to pair ELFEXT-3
PSACR = pair to pair ACR-3 [dB/100m]

HIGH FREQUENCY ELECTRICAL PROPERTIES		
Input impedance	Ohm	100+/-15
VP @ 200 MHz		0.67c
Propagation delay @200 MHz	ns/100 m	<536
Delay skew	ns/100 m	<30
Transfer impedance at 30 kHz	Mohm/m	<30
LOW FREQUENCY AND D.C. ELECTRICAL PROPERTIES		
Mutual capacitance at 1 kHz	NF/km	52
DC resistance	Ohm/km	93,8
Capacitance unable to ground	PF/km	1500
Resistance unbalance	%	2
Insulation resistance	Mohm km	5000
Dielectric strength	KVDC/1 min.	1
Operating voltage	Volts	60
ENVIRONMENTAL AND OTHER PROPERTIES		
Operating temperature		-20° C to +60° C
Installation temperature		-5° C to +50° C
Installation tension	Newton/pair	20
Flame retardance		IEC 60332-1
Halogen content		IEC 60754-2
Smoke emission		IEC 61034
Installation bending radius		12 x outer diam.
Long term bending radius		8 x outer diam.

Parameters

# of pairs	Weight ca. kg/km	Dimension ca. mm	Caloric value MJoule/km
4	55	6,5	500
8	110	14,0x6,6	1000

Further constructions on request

Data cables LAN

BKLAN SSTP, Cat. 6

4x2x23 AWG and 2x(4x2x23 AWG) **300 MHz**

Technical data

COMPLIANCE WITH:

- o ISO/IEC 11801:2002
- o CENELEC EN 50173:2002
- o ANSI/TIA/EIA-568-B.2

STANDARDS:

IEC 61156-5 Cat. 5e, EN 50288-5-1

Construction

Conductor: 23 AWG BC

Insulation: foam-skin polyolefine, nominal diameter over insulation 1.38 mm

Pairs: two wires twisted into pairs with different lays (lay direction left)

Pairs color code: blue-white, orange-white, green-white and brown-white

Cabling: 4 twisted pairs cabled into the cable core

Shielding: individual foil over each pair and overall braided wires shield over the cabled pairs

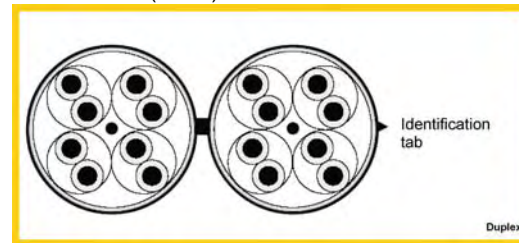
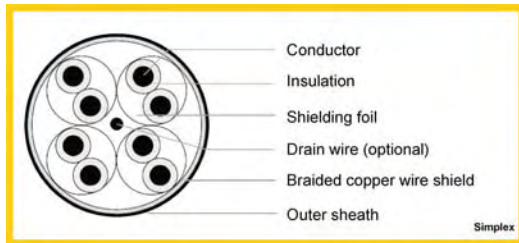
Foil shielding: polyester aluminum tape, aluminum side facing outwards

Drain wire: optional 0.5 mm TPC in the cable core center

Braided copper shielding: TPC wires, see parameter chart for coverage

Outer sheath material:

PVC or HFFR (LSZH)



High frequency transmission properties

Frequency MHz	Attenuation dB/100m		NEXT pp dB		ELFEXT pp dB/100m		Return Loss dB	
	Typical	Max.	Typical	Min.	Typical	Min.	Typical	Min.
1	1.8	2.1	90.0	75.3	90.0	68.0	23.0	n.def.
4	3.5	3.8	90.0	66.3	90.0	56.0	23.0	23.0
10	5.5	6.0	90.0	60.3	90.0	48.0	25.0	25.0
16	7.0	7.6	90.0	57.2	90.0	43.9	25.0	25.0
20	7.9	8.5	90.0	55.8	90.0	42.0	25.0	25.0
31.25	9.9	10.7	90.0	52.9	90.0	38.1	23.6	23.6
62.5	14.2	15.5	90.0	48.4	90.0	32.1	23.0	21.5
100	17.9	19.9	85.0	45.3	85.0	28.0	23.0	20.1
200	26.2	29.1	80.0	40.8	80.0	22.0	21.0	18.0
250	29.3	33.0	80.0	39.3	80.0	20.0	20.0	17.3
300	31.3	34.2	80.0	65.2	80.0	44.5	19.0	17.2

Notes

PSNEXT=pair to pair NEXT-3
PSELFEXT=pair to pair ELFEXT-3

ACR=pair to pair NEXT-Attenuation [dB/100m]
PSACR=pair to pair ACR-3 [dB/100m]

HIGH FREQUENCY ELECTRICAL PROPERTIES		
Input impedance	Ohm	100+/-15
VP @ 200 MHz		0.75c
Propagation delay @200 MHz	ns/100 m	<536
Delay skew	ns/100 m	<30
Transfer impedance at 30 MHz	Mohm m	<30
LOW FREQUENCY AND D.C. ELECTRICAL PROPERTIES		
Mutual capacitance at 1 kHz	NF/km	45
DC resistance	Ohm/km	75
Capacitance unable to ground	PF/km	1500
Resistance unbalance	%	2
Insulation resistance	Mohm km	5000
Dielectric strength	KVDC/1 min.	1
Operating voltage	Volts	60
ENVIRONMENTAL AND OTHER PROPERTIES		
Operating temperature		-20° C to +60° C
Installation temperature		-5° C to +50° C
Installation tension	Newton / pair	20
Flame retardance		IEC 60332-1
Halogen content		IEC 60754-2
Smoke emission		IEC 61034
Installation bending radius		12 x outer diam.
Long term bending radius		8 x outer diam.

Parameters

# of pairs	Weight	Dimension	Caloric value
	kg/km	mm	MJoule/km
4	63	7,5	500
8	124	7,7x16	1000

Further constructions on request

Data cables LAN

BKLAN SSTP, Cat. 7

4x2x23 AWG and 2x(4x2x23 AWG) **600 MHz**

Technical data

COMPLIANCE WITH:

- o ISO/IEC 11801:2002
- o CENELEC EN 50173:2002
- o ANSI/TIA/EIA-568-B.2

STANDARDS:

IEC 61156-5 Cat. 7, EN 50288-4-1

Construction

Conductor: 23 AWG BC

Insulation: foamed polyolefine, nominal diameter over insulation 1.38 mm

Pairs: two wires twisted into pairs with different lays (lay direction left)

Pairs color code: blue-white, orange-white, green-white and brown-white

Cabling: 4 twisted pairs cabled into the cable core

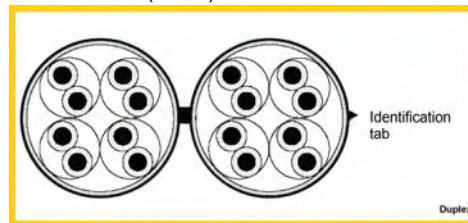
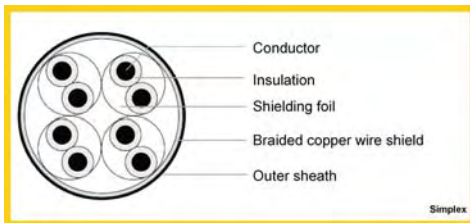
Shielding: individual foil over each pair and overall braided wires shield over the cabled pairs

Foil shielding: polyester aluminum tape, aluminum side facing outwards

Braided copper shielding: TPC wires, see parameter chart for coverage

Outer sheath material:

PVC or HFFR (LSZH)



High frequency transmission properties

Frequency MHz	Attenuation dB/100m		NEXT pp dB		ELFEXT pp dB/100m		Return Loss dB	
	Typical	Max.	Typical	Min.	Typical	Min.	Typical	Min.
1	1.8	2.0	90.0	78.0	90.0	78.0	23.0	n.def.
4	3.5	3.7	90.0	78.0	90.0	78.0	23.0	23.0
10	5.5	5.9	90.0	78.0	90.0	74.0	25.0	25.0
16	7.0	7.4	90.0	78.0	90.0	69.9	25.0	25.0
20	7.9	8.3	90.0	78.0	90.0	68.0	25.0	25.0
31.25	9.9	10.4	90.0	78.0	90.0	64.1	23.6	23.6
62.5	14.2	14.9	90.0	75.5	90.0	58.1	23.0	21.5
100	17.9	19.0	85.0	72.4	85.0	54.0	23.0	20.1
300	31.3	34.2	80.0	65.2	80.0	44.5	19.0	17.3
600	47.1	50.1	80.0	60.7	80.0	38.4	19.0	17.3
1000	64.0	n.def.	80.0	n.def.	80.0	n.def.	19.0	n.def.

Notes

PSNEXT=pair to pair NEXT-3
PSELFEXT=pair to pair ELFEXT-3

ACR=pair to pair NEXT-Attenuation [dB/100m]
PSACR=pair to pair ACR-3 [dB/100m]

HIGH FREQUENCY ELECTRICAL PROPERTIES		
Input impedance	Ohm	100+/-15
VP @ 200 MHz		0.78c
Propagation delay @200 MHz	ns/100 m	<536
Delay skew	ns/100 m	<30
Transfer impedance at 30 MHz	Mohm m	<30
LOW FREQUENCY AND D.C. ELECTRICAL PROPERTIES		
Mutual capacitance at 1 kHz	NF/km	45
DC resistance	Ohm/km	75
Capacitance unable to ground	PF/km	1500
Resistance unbalance	%	2
Insulation resistance	Mohm km	5000
Dielectric strength	KVDC/1 min.	1
Operating voltage	Volts	60
ENVIRONMENTAL AND OTHER PROPERTIES		
Operating temperature		-20° C to +60° C
Installation temperature		-5° C to +50° C
Installation tension	Newton / pair	20
Flame retardance		IEC 60332-1
Halogen content		IEC 60754-2
Smoke emission		IEC 61034
Installation bending radius		12 x outer diam.
Long term bending radius		8 x outer diam.

Parameters

# of pairs	Weight	Dimension	Caloric value
	kg/km	mm	MJoule/km
4	63	7.5	500
8	124	7.7x16.0	1000

Further constructions on request

Data cables LAN

BKLAN SSTP, Cat. 8

4x2x22 AWG and 2x(4x2x22 AWG) 1200 MHz

Technical data

COMPLIANCE WITH:

- o ISO/IEC 11801:2002
- o CENELEC EN 50173:2002
- o ANSI/TIA/EIA-568-B.2

STANDARDS:

IEC 61156-7

Construction

Conductor: 22 AWG BC

Insulation: foam-skin polyolefine, nominal diameter over insulation 1.55 mm

Pairs: two wires twisted into pairs with different lays (lay direction left)

Pairs color code: blue-white, orange-white, green-white and brown-white

Cabling: 4 twisted pairs cabled into the cable core

Shielding: individual foil over each pair and overall braided wires shield over the cabled pairs

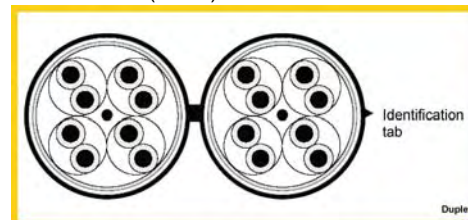
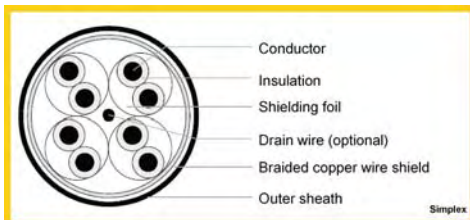
Foil shielding: polyester aluminum tape, aluminum side facing outwards

Drain wire: optional 0.5 mm TPC in the cable core center

Braided copper shielding: TPC wires, see parameter chart for coverage

Outer sheath material:

PVC or HFFR (LSZH)



High frequency transmission properties

Frequency MHz	Attenuation dB/100m		NEXT pp dB		ELFEXT pp dB/100m		Return Loss dB	
	Typical	Max.	Typical	Min.	Typical	Min.	Typical	Min.
1	1.8	n.def.	90.0	n.def.	90.0	n.def.	23.0	n.def.
4	3.3	3.5	90.0	78.0	90.0	78.0	23.0	23.0
10	5.0	5.4	90.0	78.0	90.0	74.0	25.0	25.0
16	6.5	6.8	90.0	78.0	90.0	69.9	25.0	25.0
20	7.2	7.6	90.0	78.0	90.0	68.0	25.0	25.0
31.25	9.2	9.6	90.0	78.0	90.0	64.1	23.6	23.6
62.5	13.3	13.7	90.0	78.0	90.0	58.1	23.0	21.5
100	17.0	17.5	85.0	76.0	85.0	54.0	23.0	20.1
300	31.3	31.5	80.0	68.8	80.0	44.5	19.0	17.3
600	43.1	46.3	80.0	64.3	80.0	38.4	19.0	17.3
1200	63.3	69.0	80.0	59.8	80.0	32.4	19.0	14.3

Notes

PSNEXT=pair to pair NEXT-3
PSELFEXT=pair to pair ELFEXT-3

ACR=pair to pair NEXT-Attenuation [dB/100m]
PSACR=pair to pair ACR-3 [dB/100m]

HIGH FREQUENCY ELECTRICAL PROPERTIES		
Input impedance	Ohm	100+/-15
VP @ 200 MHz		0.79c
Propagation delay @200 MHz	ns/100 m	<536
Delay skew	ns/100 m	<30
Transfer impedance at 30 MHz	Mohm m	<30
LOW FREQUENCY AND D.C. ELECTRICAL PROPERTIES		
Mutual capacitance at 1 kHz	NF/km	45
DC resistance	Ohm/km	59
Capacitance unable to ground	PF/km	1500
Resistance unbalance	%	2
Insulation resistance	Mohm km	5000
Dielectric strength	KVDC/1 min.	1
Operating voltage	Volts	60
ENVIRONMENTAL AND OTHER PROPERTIES		
Operating temperature		-20° C to +60° C
Installation temperature		-5° C to +50° C
Installation tension	Newton / pair	20
Flame retardance		IEC 60332-1
Halogen content		IEC 60754-2
Smoke emission		IEC 61034
Installation bending radius		12 x outer diam.
Long term bending radius		8 x outer diam.

Parameters

# of pairs	Weight	Dimension	Caloric value
	kg/km	mm	MJoule/km
4	75	8,5	500
8	155	8,5x17	1000

Further constructions on request

Optical fibres

BKFibre I-VH

Fibres

Graded index fibres

G50/125, G62,5/125, E9/125

Application

For any application in IT, data and telecommunications, LAN, WAN, campus installations, single mode, multi mode, composite or hybrid cables. These indoor (mini-breakout) cables are particularly suitable for placing and pulling into cable conduits and shafts (building backbone and horizontal sub-systems), also under floor. Also applicable as jumper and adapter cables. They can also be used as inter-building cables laid in dry conduits. Usable as pigtail for splicing at fixed installed cable or as connection cable at patch panel. The small diameter and the high flexibility make this cable ideal for the application in patch panels as well as for connection of terminals. The 900 µm tight buffer design allows easy and direct infield connectorization.



Temperature range

static	-25° C to +70° C
dynamic	-5° C to +50° C
fixed	-5° C to +70° C

Mechanical characteristics

	I-VH			
	2	4	8	12
N° of fibres	2	4	8	12
Outer diam. mm	4,7	5,4	5,9	6,8
Weight kg/km	14,0	21,0	30,0	38,0
Min. bending radius static mm	50,0	65,0	70,0	80,0
Max. tensile load N	800,0	800,0	1200,0	1200,0
Max. transverse pressure continual / dm	200,0	200,0	200,0	200,0

Characteristics

- Especially suitable with field-installable UniCam-connectors
- Low-smoke acc. to IEC 61034 and zero-halogen (LS0H)
- Flame-retardant acc. to IEC 60332-3
- Non-corrosive acc. to IEC 60754-2 (FRNC)
- Non-metallic design
- No grounding or potential equalization problems
- Tight buffers of 900 µm diameter (TB3)

Other constructions and sheath colours available on request

Optical fibres

BKFibre I-VHH

Fibres

Graded index fibres

G50/125, G62,5/125, E9/125

Application

For any application in IT, data and telecommunications, LAN, WAN, campus installations, single mode, multi mode, composit or hybrid cables. These cables are particularly suitable for placing and pulling into cable conduits and shafts (building backbone and horizontal sub-systems), also under floor. Also applicable as jumper and adapter cables. They can also be used as inter-building cables laid in dry conduits. Usable as pigtail for splicing at fixed installed cable or as connection cable at patch panels.

The small diameter and the high flexibility make this cable ideal for the application in patch panels as well as for connection of terminals. Easy and direct infield connectorization is possible with enhanced strain relief.



Temperature range

static	-25° C to +70° C
dynamic	-5° C to +50° C
fixed	-5° C to +70° C

Mechanical characteristics

N° of fibres	2	4	6	8	10	12	24
Outer diam. mm	6,5	7,5	9,0	11,0	12,0	12,5	17,5
Weight kg/km	45,0	55,0	70,0	115,0	120,0	130,0	265,0
Min. bending radius static mm	65,0	75,0	100,0	110,0	120,0	125,0	175,0
Min. bending radius dynamic mm	100,0	115,0	150,0	170,0	180,0	190,0	260,0
Max. tensile load N	500,0	800,0	1200,0	1200,0	1200,0	1200,0	1200,0

Characteristics

- Low-smoke acc. to IEC 61034 and zero-halogen (LS0H)
- Flame-retardant acc. to IEC 60332-3
- Non-corrosive acc. to IEC 60754-2 (FRNC)
- Non-metallic design
- No grounding or potential equalization problems
- Basic element of 2.9 mm diameter with additional strength members I-VHH cables are also available with basic elements of 2.2 mm diameter
- Tight buffers of 900 µm diameter (TB3)

Other constructions and sheath colours available on request

Optical fibres

BKFibre A-DQ(ZN)B2Y

Fibres

Graded index fibres

G50/125, G62,5/125, E9/125

Application

For any application in IT, data and telecommunications, LAN, WAN, campus installations, single mode, multi mode, composite or hybrid cables.

These (multi-purpose) universal cables can be employed both indoors and outdoors for campus backbone and building backbone (riser) cabling as well as for the cabling between floor distributors and the terminal equipments/workstations (fiber-to-the-desk). The cables can be installed in conduits, ducts and can also be laid directly below ground.



Temperature range

static	-25° C to +70° C
dynamic	-5° C to +50° C
fixed	-5° C to +60° C

Mechanical characteristics

	2	4	6	8	12	16	24
N° of fibers	2	4	6	8	12	16	24
Outer diam. mm	8,0	8,0	8,0	8,0	8,0	8,0	8,0
Weight kg/km	58,0	58,0	58,0	58,0	58,0	58,0	58,0
Min. bending radius static mm	170,0	170,0	170,0	170,0	170,0	170,0	170,0
Max. tensile load N	1.000,0	1.000,0	1.000,0	1.000,0	1.000,0	1.000,0	1.000,0
Max. transverse pressure continual / dm	1.000	1.000	1.000	1.000	1.000	1.000	1.000

Characteristics

- Low-smoke acc. to IEC 61034 and zero-halogen (LS0H)*
- Flame-retardant acc. to IEC 60332-1
- Non-corrosive acc. to IEC 60754-2 (FRNC)
- Non-metallic design
- Dry cable core
- Water blocking acc. to IEC 60749-1-F5
- UV-resistant
- Suitable for outdoor and indoor use
- Direct laying below ground possible

* (Not valid for A-DQ(ZN)B2Y)

Other constructions and sheath colours available on request

Optical fibres

BK Fibre A-DQ(ZN)BH

Fibres

Graded index fibres

G50/125, G62,5/125, E9/125

Application

For any application in IT, data and telecommunications, LAN, WAN, campus installations, single mode, multi mode, composite or hybrid cables.

These (multi-purpose) universal cables can be employed both indoors and outdoors for campus backbone and building backbone (riser) cabling as well as for the cabling between floor distributors and the terminal equipments/workstations (fiber-to-the-desk). The cables can be installed in conduits, ducts and can also be laid directly below ground.



Temperature range

static	-25° C to +70° C
dynamic	-5° C to +50° C
fixed	-5° C to +60° C

Mechanical characteristics

	2	4	6	8	12	16	24
N° of fibers	2	4	6	8	12	16	24
Outer diam. mm	8,0	8,0	8,0	8,0	8,0	8,0	8,0
Weight kg/km	58,0	58,0	58,0	58,0	58,0	58,0	58,0
Min. bending radius static mm	170,0	170,0	170,0	170,0	170,0	170,0	170,0
Max. tensile load N	1.000,0	1.000,0	1.000,0	1.000,0	1.000,0	1.000,0	1.000,0
Max. transverse pressure continual / dm	1.000	1.000	1.000	1.000	1.000	1.000	1.000

Characteristics

- Low-smoke acc. to IEC 61034 and zero-halogen (LSOH)*
- Flame-retardant acc. to IEC 60332-1
- Non-corrosive acc. to IEC 60754-2 (FRNC)
- Non-metallic design
- Dry cable core
- Water blocking acc. to IEC 60749-1-F5
- UV-resistant
- Suitable for outdoor and indoor use
- Direct laying below ground possible

* (Not valid for A-DQ(ZN)B2Y)

Other constructions and sheath colours available on request



General terms and conditions of business

böhm Kabeltechnik GmbH – Hall-Str. 8 – 58638 Iserlohn (Germany)

Goods and services shall be supplied, now and in the future, exclusively on the basis of the following General Terms. Any general terms of purchasing that the customer may use are hereby rejected and shall not be acknowledged even if we do not expressly reject them when we receive them again. At the very latest, these terms of sale shall be deemed to have been accepted when the goods are accepted.

1. Offers and confirmation of orders

Our offers shall be non-binding and shall not commit us to accept repeat orders. The basis for the price calculation shall be our most recent price list at the material time, although raw materials shall be calculated under the terms of Clause 3 below. The decisive factors here shall be the daily quoted prices for metals after the clarified order has been received at the plant. If this day is a Saturday, a Sunday, or a public holiday, the quoted price on the next working day shall apply. The customer shall have no claim to the supply of goods until the order has been clarified, which point shall be deemed to have been reached as soon as mutual agreement has been reached on all issues including the delivery period.

2. Pricing

Prices shall be defined as carriage paid to recipient's freight rail terminal, but excluding onward surface freight, for goods up to a total value of €1,250 excluding surcharges and the statutory Value Added Tax, or free on board ship at the port of departure, or free at German frontier. The customer shall bear any additional costs incurred by specific dispatch specification or by postal dispatch. There shall be no freight rebate when goods are collected from the delivery warehouse.

3. Raw materials quoted prices and calculation

The factors set out below shall be decisive in the calculation of raw materials figures.

For copper: the quoted price for electrolyte copper wire ingots published in the business newspapers under the heading of "Quoted prices of non-ferrous metals processors" ("DEL"-prices) plus a percentage surcharge for purchasing costs. If the DEL-price deviates from the underlying price basis, the price per length of 1,000 meters (metres in UK) shall be increased or decreased by the amount obtained by multiplying the stated copper figure by the copper price difference including purchasing costs (the charging price). Copper price surcharges or rebates including purchasing costs shall always be applied strictly net.

For lead: the quoted price of non-ferrous metals processors for lead in cables (as defined in DIN 17 640) as published in the business newspapers. If this deviates from the underlying price basis, the price per 1,000-meter length shall be increased or decreased by the amount obtained by multiplying the stated lead figure by the lead price difference. Lead price surcharges or rebates shall always be applied strictly net.

4. Terms of payment

A prompt-payment discount of 3 percent (per cent in UK) shall be granted if payment is received within 10 days of invoice date (or when notification is given that goods are ready for dispatch); otherwise terms are 30 days net. No prompt-payment discount shall be granted unless all our outstanding claims for payment have been settled. Invoices for installment (instalment in UK) payments shall be due for payment immediately without any deduction.

We reserve the right to require advanced or immediate payment in special cases. No payments shall be deemed to have been rendered until the day on which we can dispose freely over the amount. Payments shall be made in full without any deduction and without any right of off-set or retention. Checks (cheques in UK) and bills-of-exchange can be accepted by prior agreement in order to facilitate payment. Any discount expenses and interest shall be reimbursed.

If the customer fails to adhere to our terms of payment, all accounts receivable from him shall fall due for payment immediately regardless of any bills-of-exchange that may have been received, and he shall be deemed to have fallen into arrears without our having issued any separate payment reminder. Likewise, if the customer ceases to make payments or in the event of any application or moratorium relating to insolvency, our receivable accounts shall fall due for immediate payment. Interest shall be charged at a rate 5 percentage points above the discount rate of the German Bundesbank and the right shall be reserved to raise all other claims as well.

5. Retention of title

All goods that we supply shall remain our property (as "retained goods") until all claims to payment, including those arising in the future, and particularly receivable account balances, have been settled, regardless of their legal basis, even if payment has been rendered for specified goods or services. The customer shall be entitled to process and sell the goods under his normal terms of business but subject always to the conditions set out below.

5.1 The customer's authorization to sell, process, mix, and combine the retained goods in the correct and proper course of his business shall terminate, without prejudice to any revocation that we may issue at any other time so long as he is not in arrears of payment, no later than when he ceases to make payments or if an application is made for the opening of bankruptcy proceedings over his assets or an application is made for proceedings in or out of court for the compounding of debts, or if he applies for a moratorium.

5.2 There shall be no pledging or assignment of title of the retained goods by way of collateral, nor shall the receivables be assigned.

5.3 The customer shall acquire no title over the new object within the meaning of Article 950 of the Code of Civil Law by processing the retained goods. The customer shall be deemed to have processed them on our behalf. If the retained goods are processed together with other good belonging to us or with objects bought in under simple retention of title within the meaning of Article 455 of the Code, we shall acquire sole title to the resultant product. If the retained goods are processed with any third party's goods that are likewise under extended retention of title and thus to the exclusion of the legal consequences of Article 950, we shall acquire co-ownership of the resultant object in the same proportions as our invoice value bears to the invoice value of the third party's retained goods.

5.4 The customer hereby assigns to us his accounts receivable from his resale of the retained goods, including those that have been processed. If the processed product only contains such objects as belong to us or have only been supplied to him under so-called simple retention of title within the meaning of Article 455 of the Code, he hereby assigns to us the entirety of the receivable account; in other cases, i.e. when title has been assigned in advance to more than one supplier, we shall be entitled to a fraction of the receivable account in accordance with the provisions of sub-clause 5.3 above.

5.5 All rights under retention of title and all the special forms of them defined in these General Terms shall apply until we have been released from all contingent liabilities into which we entered in the customer's interests.

5.6 We shall be entitled to collect receivables from the resale of the retained goods until we revoke this right, which we may do at any time. If we so request the customer shall be under an obligation to inform his customers of the assignment of his receivables, unless we do this ourselves, and to provide us with all necessary information and documentation.

5.7 Once the collateral created by the retention of title exceeds the secured receivables by 20 percent, we will at our discretion release accounts that have been settled in full.

5.8 a) Any failure to adhere to our payment terms and any circumstances of which we become aware after entering into the relevant contract and that, in our view, tend to reduce the customer's creditworthiness shall result in all of our receivable accounts falling immediately due for payment without regard to their residual term or to any bills-of-exchange that have been accepted and credited. We shall also be entitled in any such case, and after having set an appropriate period of grace, to cancel the contract or to sue for damages on the grounds of non-fulfillment (non-fulfillment in UK).

b) We shall also have the right to prohibit the resale and the processing of the retained goods, require their return or the transfer of interim possession at the customer's expense, and revoke the customer's right to collect accounts on our behalf. The customer hereby gives his agreement here and now to our removing the goods in such cases. The customer shall be under an obligation, once he has ceased making payments, to provide us with a list, as soon as he has announced that he is ceasing to make payments, of the retained goods still in his possession and, if they have been processed, a list of the accounts receivable from third parties with their invoice addresses. Payments that the customer receives from assigned receivables shall be held separately until they can be passed on to us.

c) We shall be entirely free to decide on the way in which these circumstances are represented and shall be under no obligation to adhere to the provisions of the Code with regard to enforced sale.

6. Customer's obligation to surrender goods in the event of arrears of payment

Should the customer fall into arrears of payment within the meaning of these terms of sale, we shall be entitled to require the immediate surrender of the retained goods and to pay compensation for the fulfillment interest and arrears loss.

7. Packing

Cable drums with a disk diameter of 0.5 to 2.80 meters are the property of Kabeltrommel GmbH & Co. KG (KTG) and shall be lent to the customer on behalf and for the account of KTG. Crates, barrels, reels, and suchlike shall remain our property and only provided temporarily to the customer. The customer shall bear the risk, until these items return to us, of their accidental loss or deterioration. They shall be invoiced separately and two-thirds of their value shall be credited to the customer if they are returned immediately, carriage paid and in good condition. Planking and other forms of packaging such as supports and loading devices shall be invoiced at cost and will not be taking back.

8. Short lengths / over-lengths

We shall have the right to supply up to 10 percent short of or over the quantity ordered.

9. Delivery period

The delivery period stated in the offer shall be non-binding. The delivery period agreed in the confirmation of order shall start to run on the date on which all details of the order have been clarified. The delivery period shall be subject to all reservations that result from unforeseen obstacles in our own plant and at our suppliers' plants. Notification that the goods are ready for dispatch or collection shall be deemed tantamount to effecting delivery.

10. Transfer of risk

All risks shall be transferred to the customer when the consignment (goods and packing) leave our plant or the customer is notified that they are ready for dispatch or collection, even if the place of dispatch is not identical with the place of execution.

11. Warranty

The customer shall inspect the goods without delay after their arrival for any signs of damage and external defects and shall report any such damage or defects in writing within ten days of the arrival of the goods, stating the order and delivery note numbers; otherwise no rights can be derived from them.

If the goods we deliver are to be inspected, this shall be done before they are installed and in no case later than one month after delivery. Any such inspection shall show only whether the relevant VDE regulations and any agreed construction specifications have been adhered to, and whether the core and the insulation meet the requirements of the conditions laid down in the regulations and any other agreements.

Voltage tests shall be made on the basis of random samples. Once two-thirds of the goods delivered have been successfully tested the whole of the consignment shall be treated as in compliance with contract. We shall bear the costs of the tests if the goods have been found to be unsatisfactory, otherwise the customer shall bear the cost.

If serious external defects are discovered, or if a test shows that the agreed constructional specifications have not been met, we will supply a replacement free of charge within a reasonable period of time provided we are to blame for the defect. The customer shall have no claims over and above the foregoing and in particular no claim to compensation for subsequent loss or damage.

The following liability for defects shall apply, in the case of low-voltage and high-voltage cables and fittings, for a period of one year from the date of installation or at the most for eighteen months after notification that the goods are ready for dispatch: We will rectify without delay, by repairing or replacing the faulty part, all defects that are notified to us during this time and for which we are to blame. Replaced parts shall become our property. However, we shall only be held to blame for those defects that can be demonstrated to be attributable to faulty materials or workmanship. If the cables have not been laid by us or under our supervision, or if the customer has installed fittings in them that have not come from us, we shall be entitled in any case of doubt to regard third parties' culpable acts as the cause of the breakdown. We shall accept no claims over and above the repair and replacement obligation described above. No complete production length of high-voltage cable will be replaced unless a disruptive discharge has occurred three times in a length of 200 meters, four times in a length of up to 1,000 meters, or five times in a length of 3,000 meters during the warranty period and as a result of different causes. The customer shall connect no excess-voltage protection equipment to the cable that we have not approved in advance for that purpose. There shall be no suspension or interruption of the warranty period under any circumstances. All warranty claims shall fall under the statute of limitations no later than on month after we have rejected the relevant complaint.

12. Third parties' industrial property rights

The customer shall bear all risks if any third party's industrial property rights have been violated by goods supplied in accordance with the customer's drawings and/or other specifications.

13. Weights and measurement data and deviations in construction

All data on the diameters and weights of our products shall be regarded as non-binding and approximate. We reserve the right to allow deviations in the construction of the product caused by manufacturing methods or by the raw material.

14. Return consignments

Returns are accepted on the phone by our sales staff, who then issue collection instructions. If no such instructions have been issued, or if the customer declines to sign them, the goods will not be taken back. We charge a restocking fee of 25 percent of the value of any goods we take back. Optical wave guides will not be taken back. If the wrong goods have been delivered they will be replaced. We expressly reject any claims over and above the foregoing.

15. Place of execution and jurisdiction

The place of execution and jurisdiction for all claims arising out of our contract shall be Iserlohn, Germany for both contractual parties if they are registered traders.

The laws of the Federal Republic of Germany shall apply to the exclusion of any foreign law and United Nations Convention on the International Sale of Goods. The German version of these General Terms and any related contract shall be decisive.

16. Partial invalidity

Should any of the foregoing provisions in these terms of sale prove for any reason to be invalid, ineffective, or unworkable, this shall not affect the validity of the other provisions or the underlying contract. The parties shall be under a mutual obligation in any such case to replace the ineffective provision with an agreement that comes as close to it as legally possible.

Production service

- Cable and wire deliveries in requested presentations
- Customized cables in accordance with customers wish
- Production of special cutting lengths

Order service

- Fast offer and order processing by using modern data processing systems
- Using progressive means of communications
(You can get in touch with our sales staff via phone, fax and email)
- Automatic handling by using eCommerce solutions
- We accept orders by phone until 6 pm (CET)

Stock service

- Using the newest cable spooling machines
- More than 10 million meters of cable with approximately 9,000 different measurements will be available for you from stock
- Taking over the warehousing for our customers

Supply service


- Worldwide delivery by ship, plane and truck
- As requested we supply to final consumers, construction sites or production plants

Information service

- Current cable price information on the internet
- Workshops and trainings will be held by the "

" companies





böhm
Kabel



böhm Kabeltechnik GmbH

Administration

Hall-Str. 8
D-58638 Iserlohn

Invoice address

P.O. Box 1234
D-58582 Iserlohn

Logistics center

Kalthofer Feld 3
D-58640 Iserlohn

Phone +49 2371 8286- 0
Fax +49 2371 8286-82

böhm Kabel AG

Araweg 2
CH-4222 Zwingen

Phone +41 61 76596-00

www.boehm-Kabel.ch
boehm@boehm-Kabel.ch

www.boehm-Kabel.com
info@boehm-Kabel.com

